

Overview of the Public Opinion Survey on the Life of the People

August 2015
Public Relations Office, Cabinet Office
The Government of Japan

Survey target: 10,000 Japanese nationals of age 20 years or above nationwide
Valid responses: 5,839 people (Response rate: 58.4%)

Survey period: 18 June – 5 July 2015 (Face-to-face interviews conducted by survey officers)

Objectives: To capture the various points of view on people's awareness and needs concerning their lives, such as perspectives on their families and homes or current and future lifestyles, and use the data as basic resource for general administration of the government.

Survey items

1. Current lifestyle (Sense of improvement in lifestyle, degree of satisfaction, etc.)
2. Future lifestyle (Outlook on life, areas of emphasis, etc.)
3. Way of life, attitudes
4. Requests to the government

Track record: In principle, the survey has been conducted every fiscal year since FY1957, this being the 59th survey.

(Since the survey for FY2006, the respondents are informed that the survey is conducted by the Cabinet Office.)

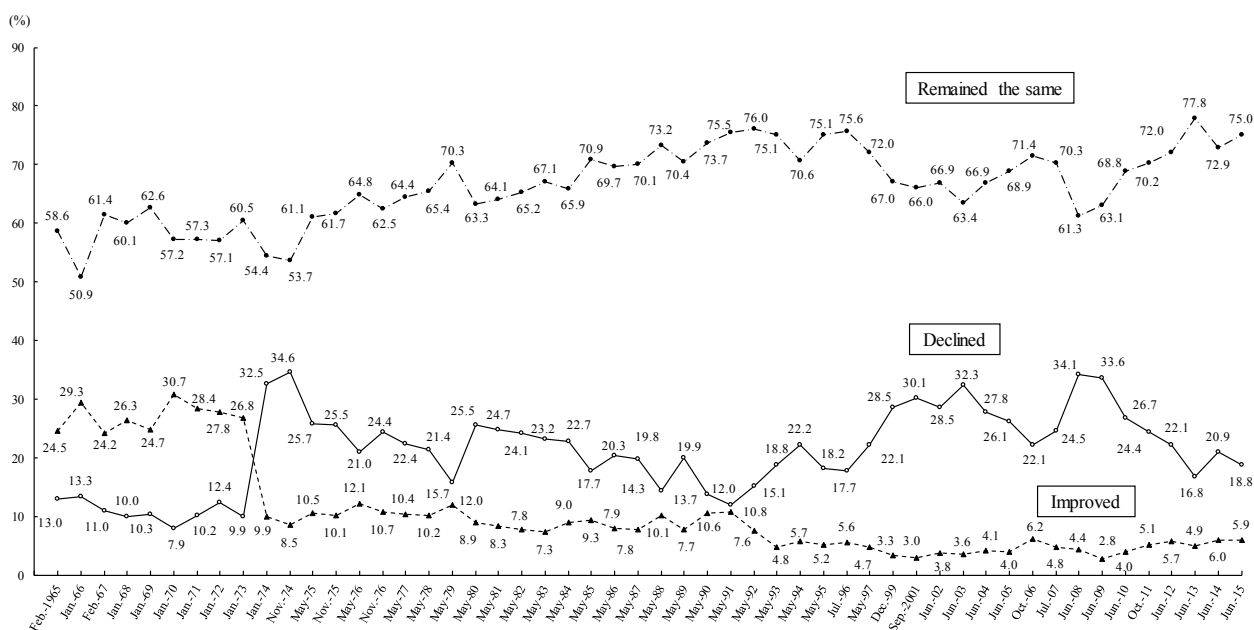
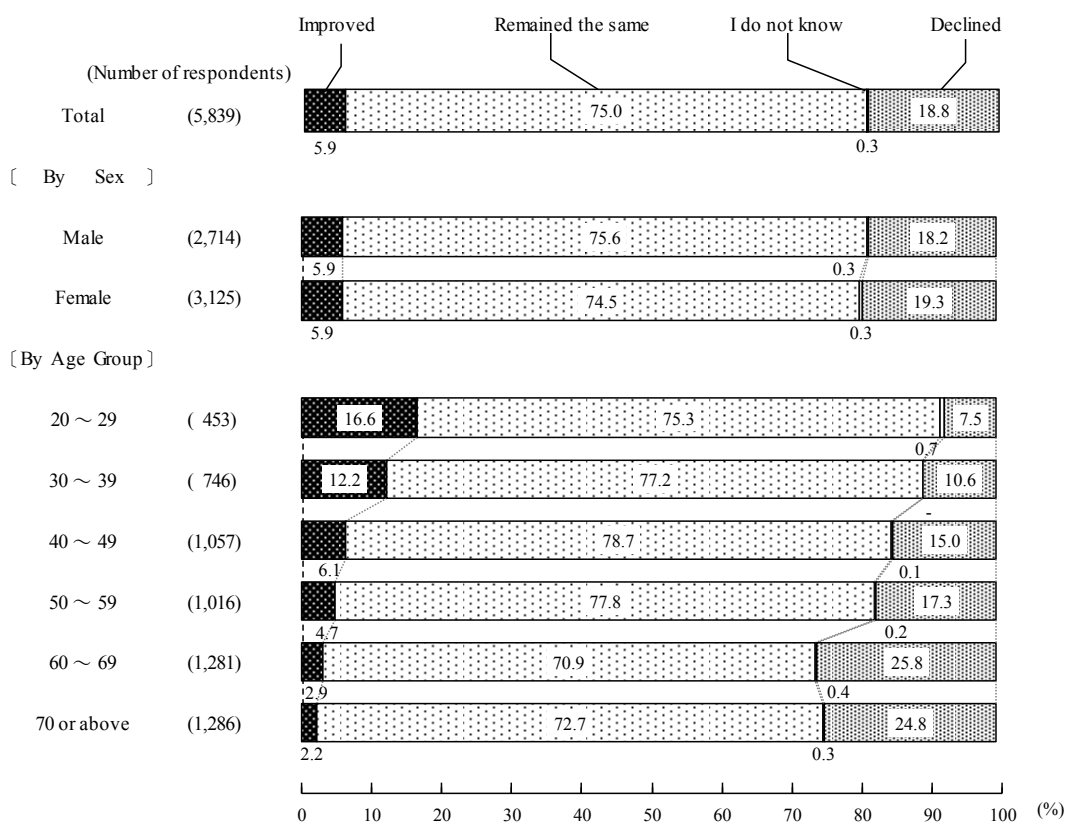
*This document indicates “↑” or “↓” for responses with a statistically significant difference (95% confidence interval), in comparison with past survey results.

1. Current Lifestyle

(1) Sense of improvement in the lifestyle compared to last year

*Q1 How would you describe the lifestyle of your household compared to this time last year?
Please select one answer.*

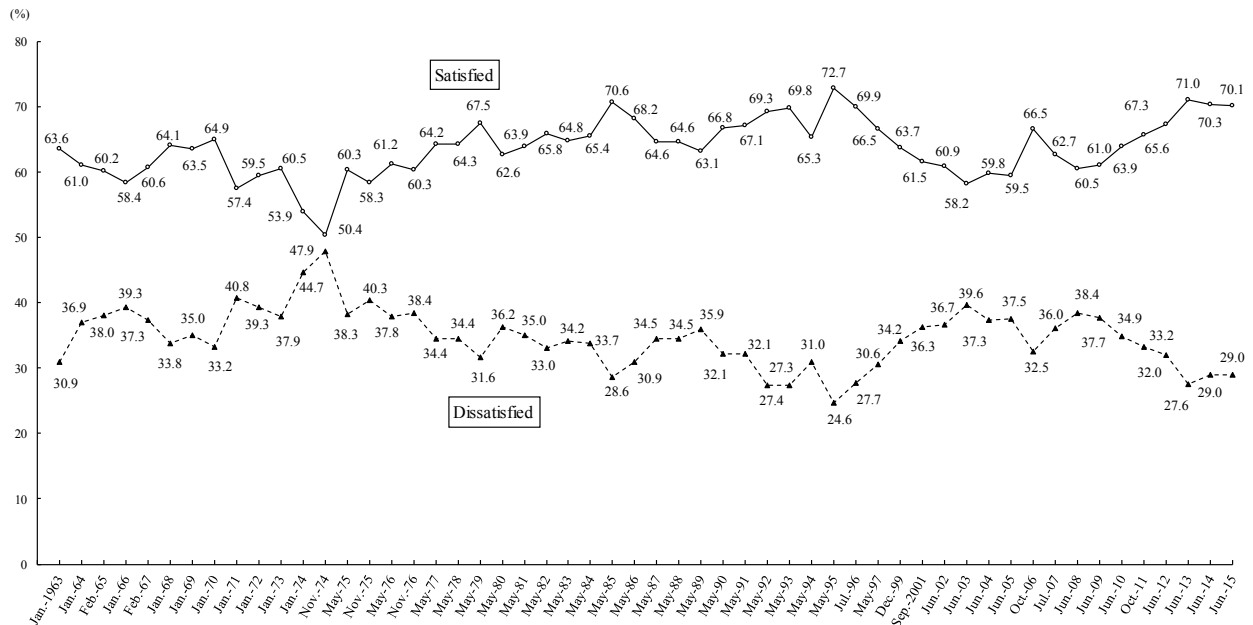
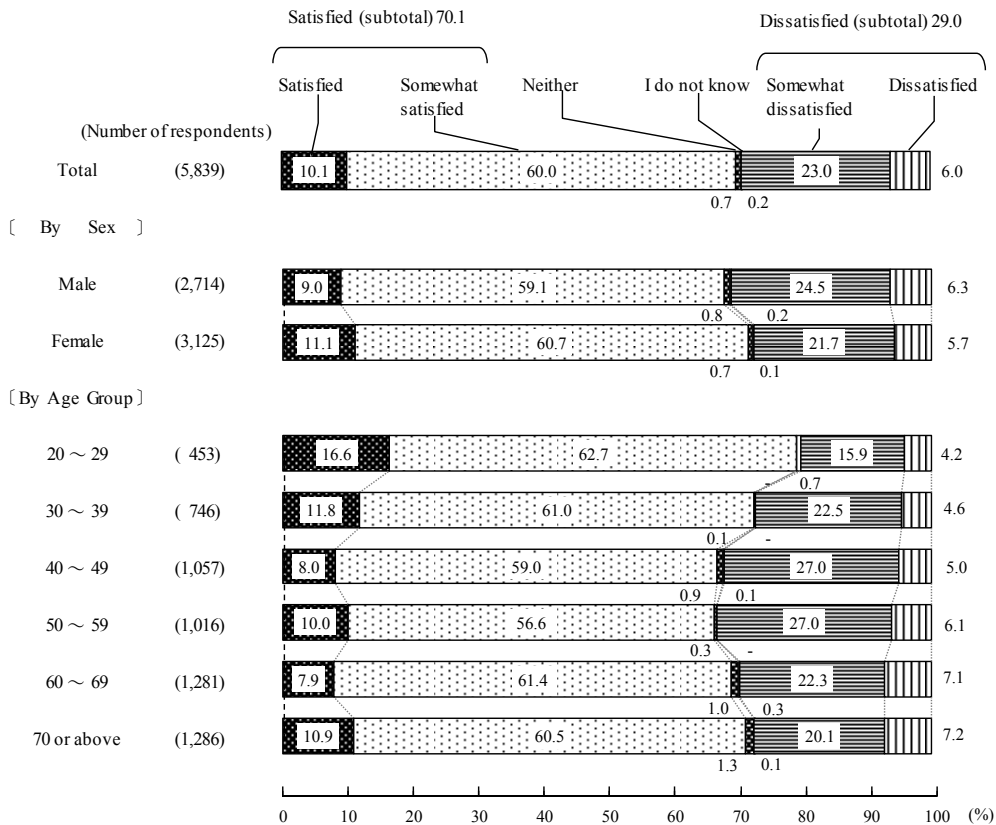
	June 2014	→	June 2015
• Improved	6.0%		5.9%
• Remained the same	72.9%		75.0% (↑)
• Declined	20.9%		18.8% (↓)



(2) Levels of satisfaction with the current lifestyle

Q2 Overall, how satisfied are you with your current lifestyle? Please select one answer.

	June 2014		June 2015
• Satisfied (subtotal)	70.3%	→	70.1%
• Satisfied	9.5%	→	10.1%
• Somewhat satisfied	60.8%	→	60.0%
• Dissatisfied (subtotal)	29.0%	→	29.0%
• Somewhat dissatisfied	23.0%	→	23.0%
• Dissatisfied	5.9%	→	6.0%



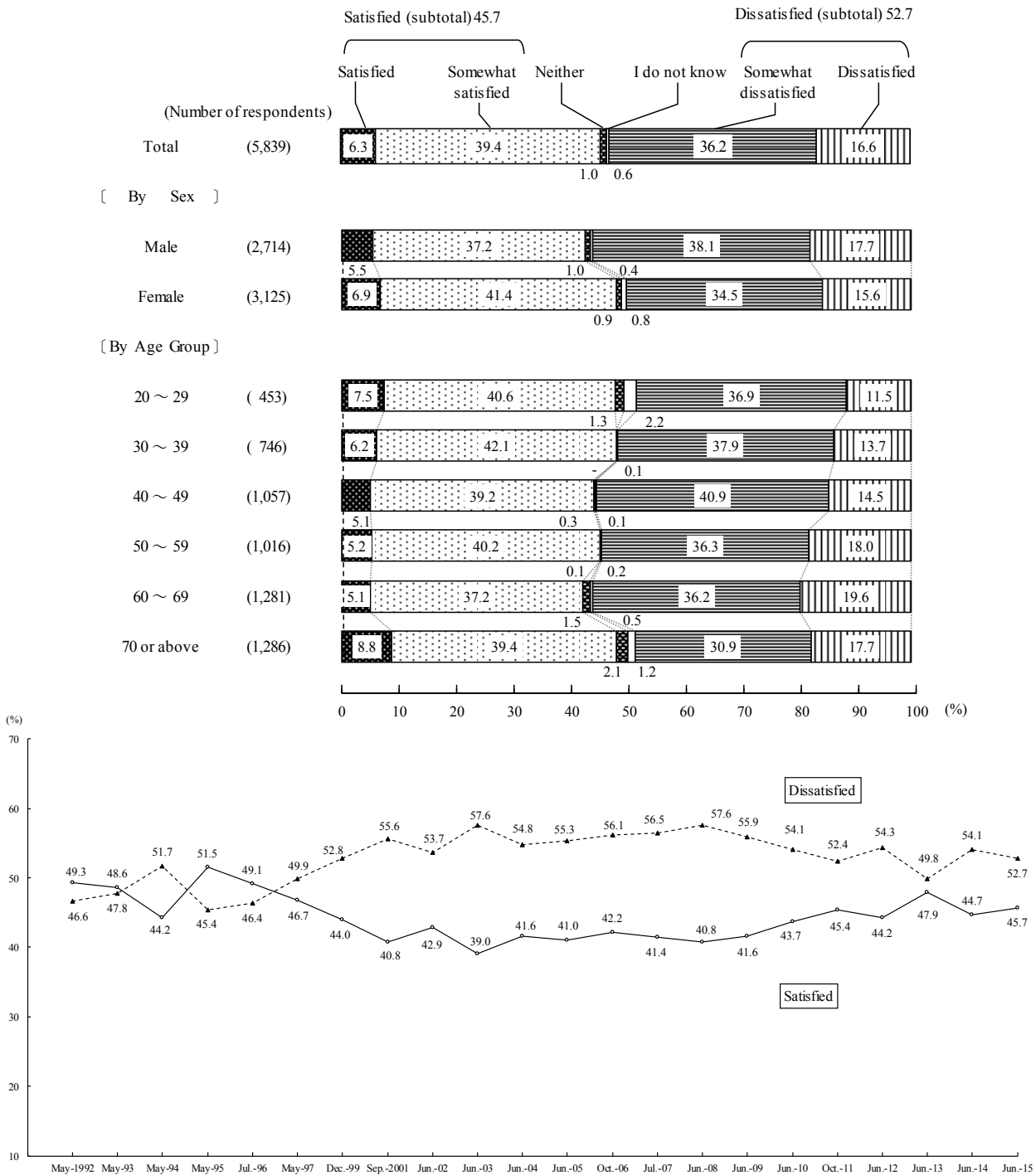
(Note) "Satisfied" : "Satisfied" + "Somewhat satisfied"
 "Dissatisfied" : "Somewhat dissatisfied" + "Dissatisfied"

(3) Levels of satisfaction with each aspect of current lifestyle

A. Income / Revenue

Q3-a How satisfied are you with income and revenue of your lifestyle? Please select one answer.

	June 2014	→	June 2015
• Satisfied (subtotal)	44.7%		45.7%
• Satisfied	5.9%		6.3%
• Somewhat satisfied	38.8%		39.4%
• Dissatisfied (subtotal)	54.1%		52.7%
• Somewhat dissatisfied	37.4%		36.2%
• Dissatisfied	16.7%		16.6%

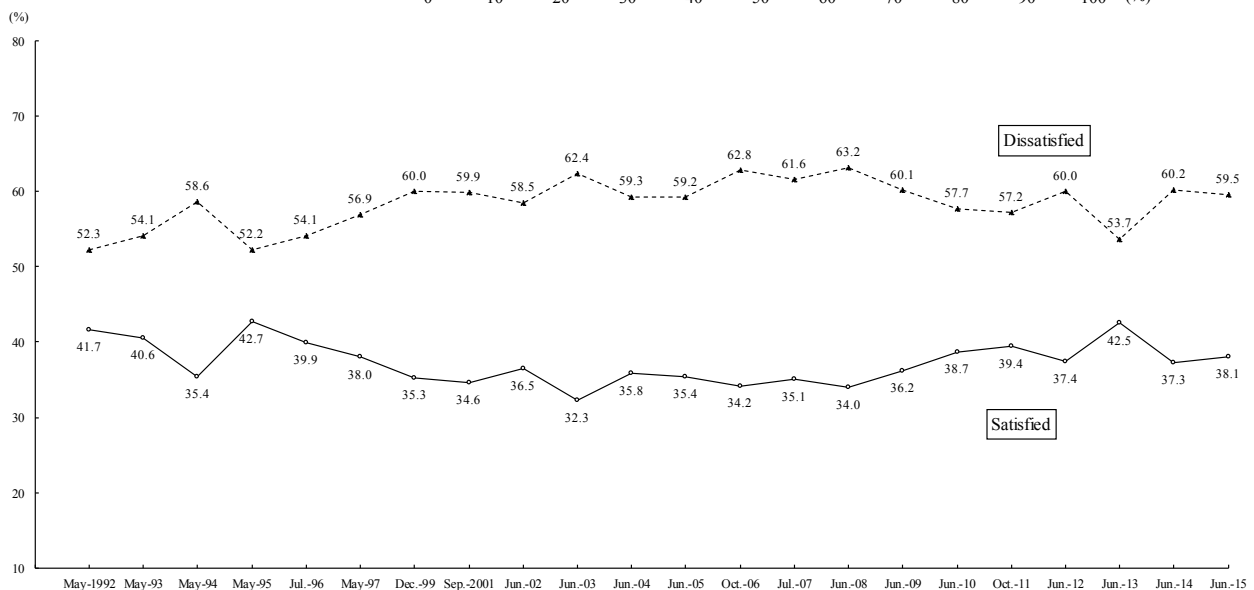
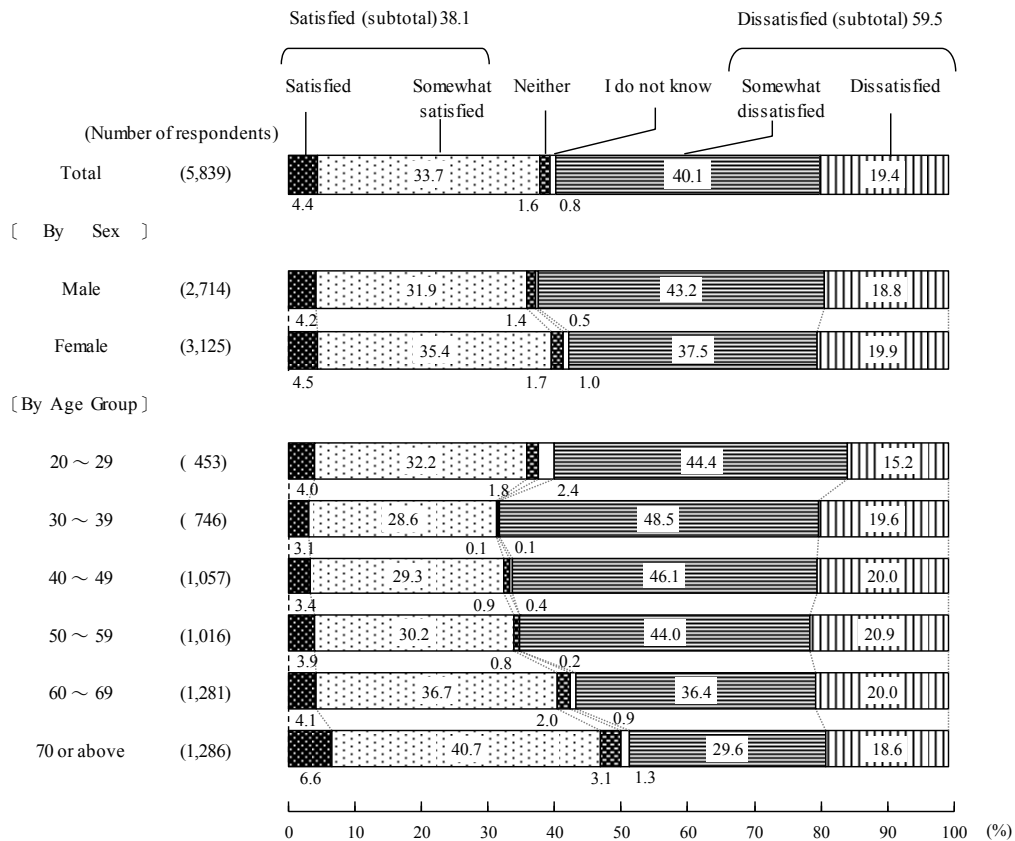


(Note) "Satisfied" : "Satisfied" + "Somewhat satisfied"
 "Dissatisfied" : "Somewhat dissatisfied" + "Dissatisfied"

B. Assets / Savings

Q3-b How satisfied are you with assets and savings of your lifestyle? Please select one answer.

	June 2014	June 2015
• Satisfied (subtotal)	37.3%	→ 38.1%
• Satisfied	4.5%	→ 4.4%
• Somewhat satisfied	32.8%	→ 33.7%
• Dissatisfied (subtotal)	60.2%	→ 59.5%
• Somewhat dissatisfied	40.8%	→ 40.1%
• Dissatisfied	19.4%	→ 19.4%

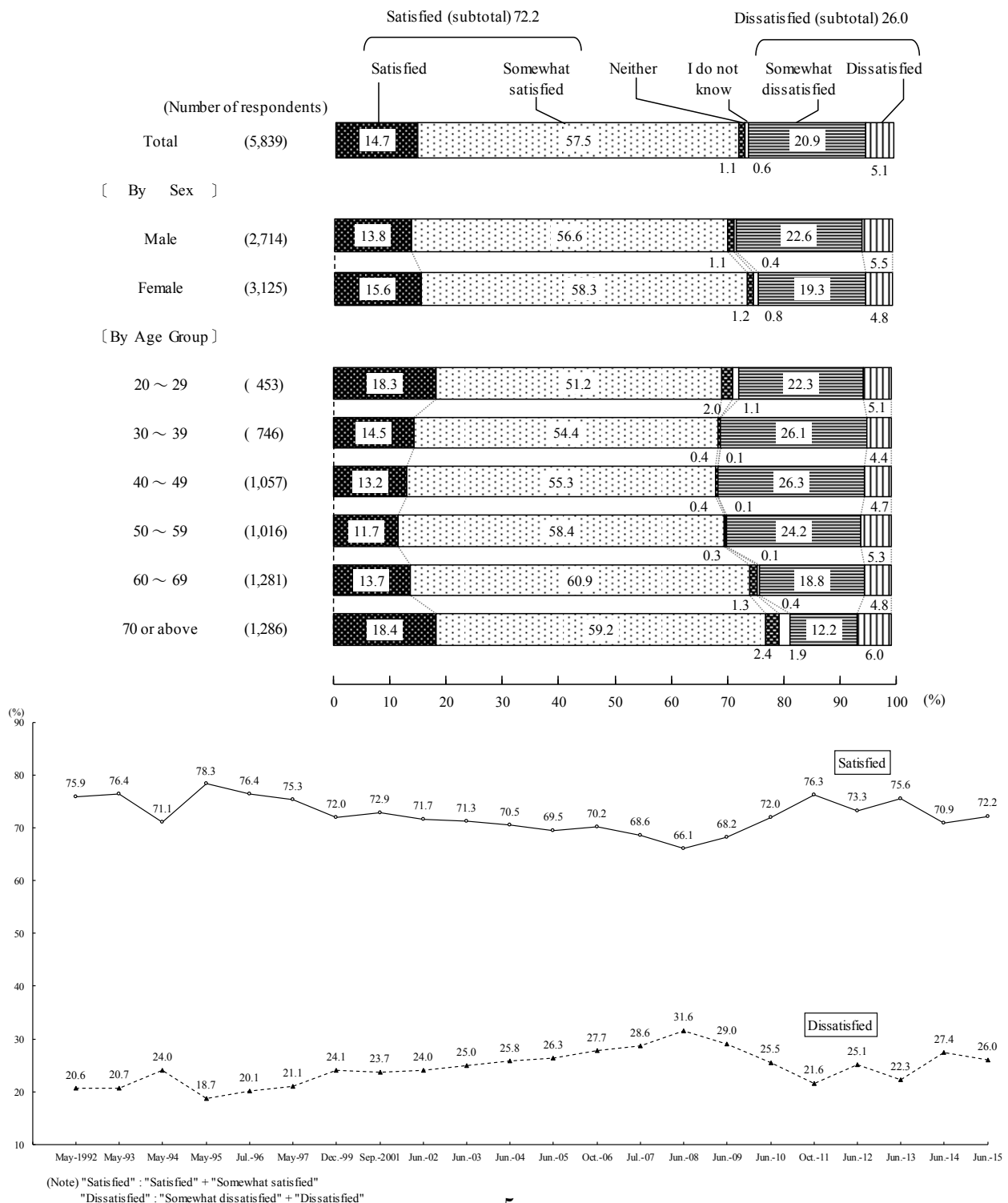


(Note) "Satisfied" : "Satisfied" + "Somewhat satisfied"
 "Dissatisfied" : "Somewhat dissatisfied" + "Dissatisfied"

C. Durable consumer goods such as automobiles, electrical appliances, furniture, etc.

Q3-c How satisfied are you with durable consumer goods such as automobiles, electrical appliances, and furniture of your lifestyle? Please select one answer.

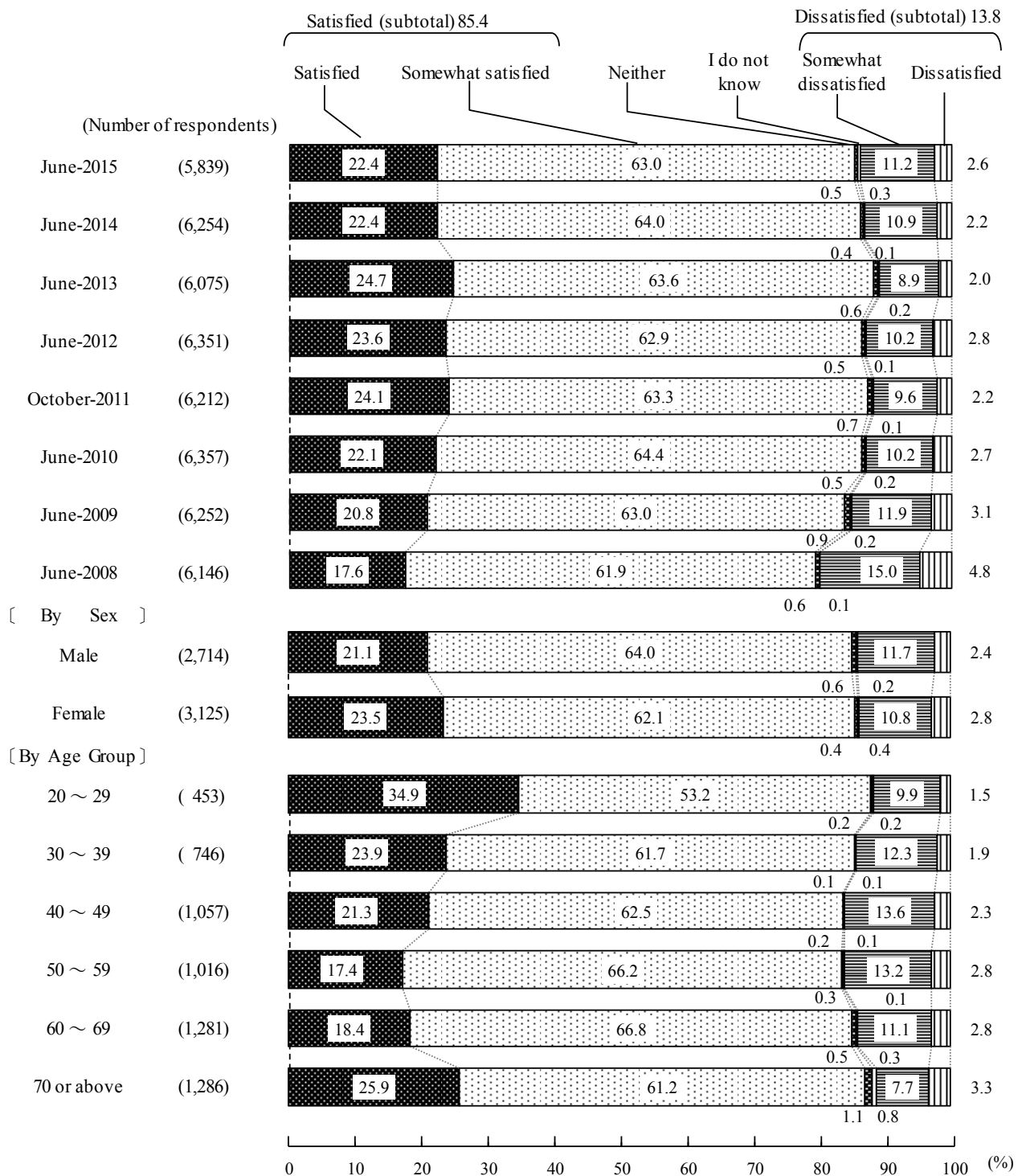
	June 2014	→	June 2015
• Satisfied (subtotal)	70.9%		72.2%
• Satisfied	13.2%		14.7% (↑)
• Somewhat satisfied	57.7%		57.5%
• Dissatisfied (subtotal)	27.4%		26.0%
• Somewhat dissatisfied	21.5%		20.9%
• Dissatisfied	5.9%		5.1%



D. Food

Q3-d How satisfied are you with food of your life? Please select one answer.

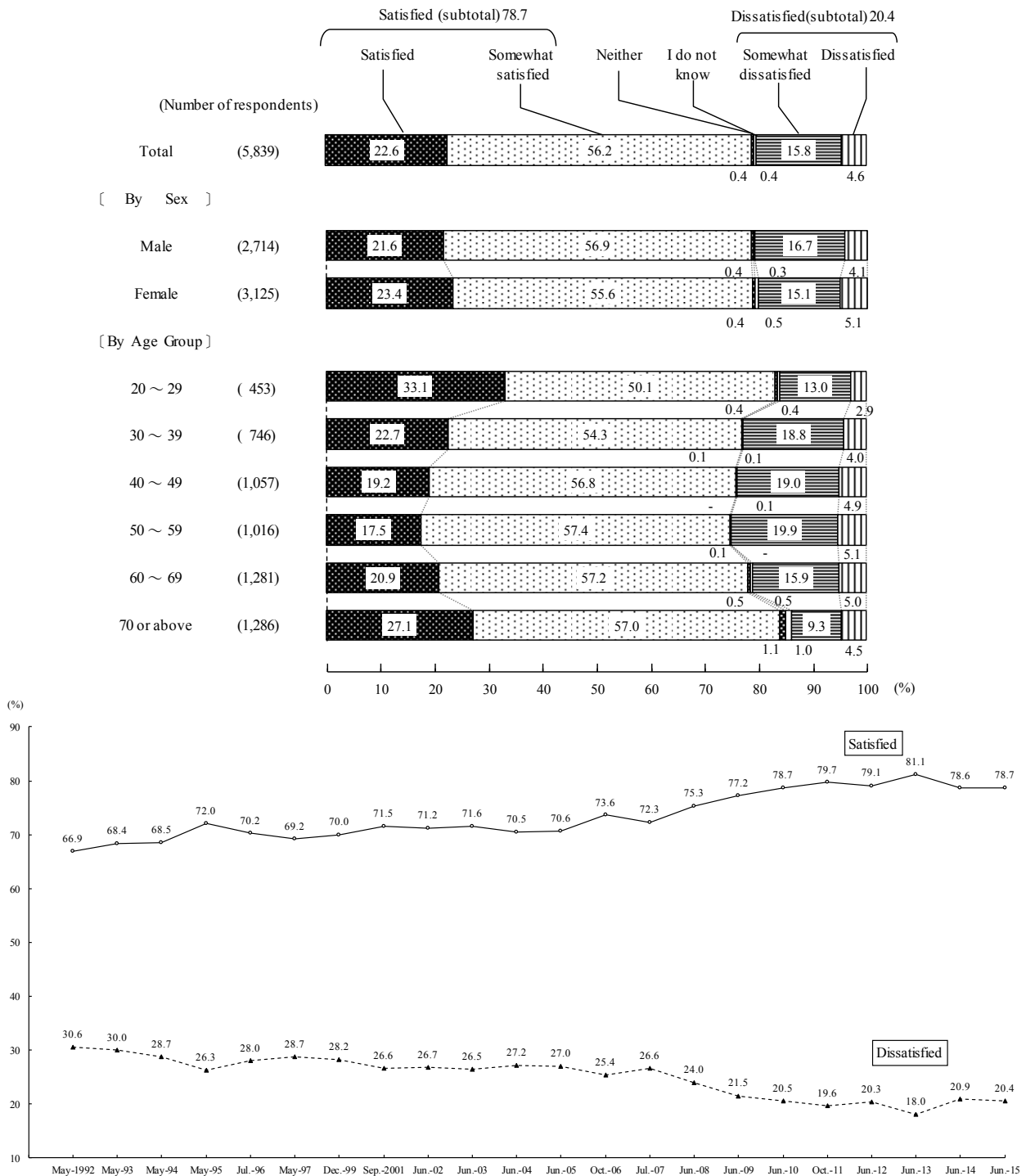
	June 2014	→	June 2015
• Satisfied (subtotal)	86.4%		85.4%
• Satisfied	22.4%		22.4%
• Somewhat satisfied	64.0%		63.0%
• Dissatisfied (subtotal)	13.1%		13.8%
• Somewhat dissatisfied	10.9%		11.2%
• Dissatisfied	2.2%		2.6%



E. Housing

Q3-e How satisfied are you with housing of your life? Please select one answer.

	June 2014	June 2015
• Satisfied (subtotal)	78.6%	78.7%
• Satisfied	22.4%	22.6%
• Somewhat satisfied	56.2%	56.2%
• Dissatisfied (subtotal)	20.9%	20.4%
• Somewhat dissatisfied	16.6%	15.8%
• Dissatisfied	4.3%	4.6%

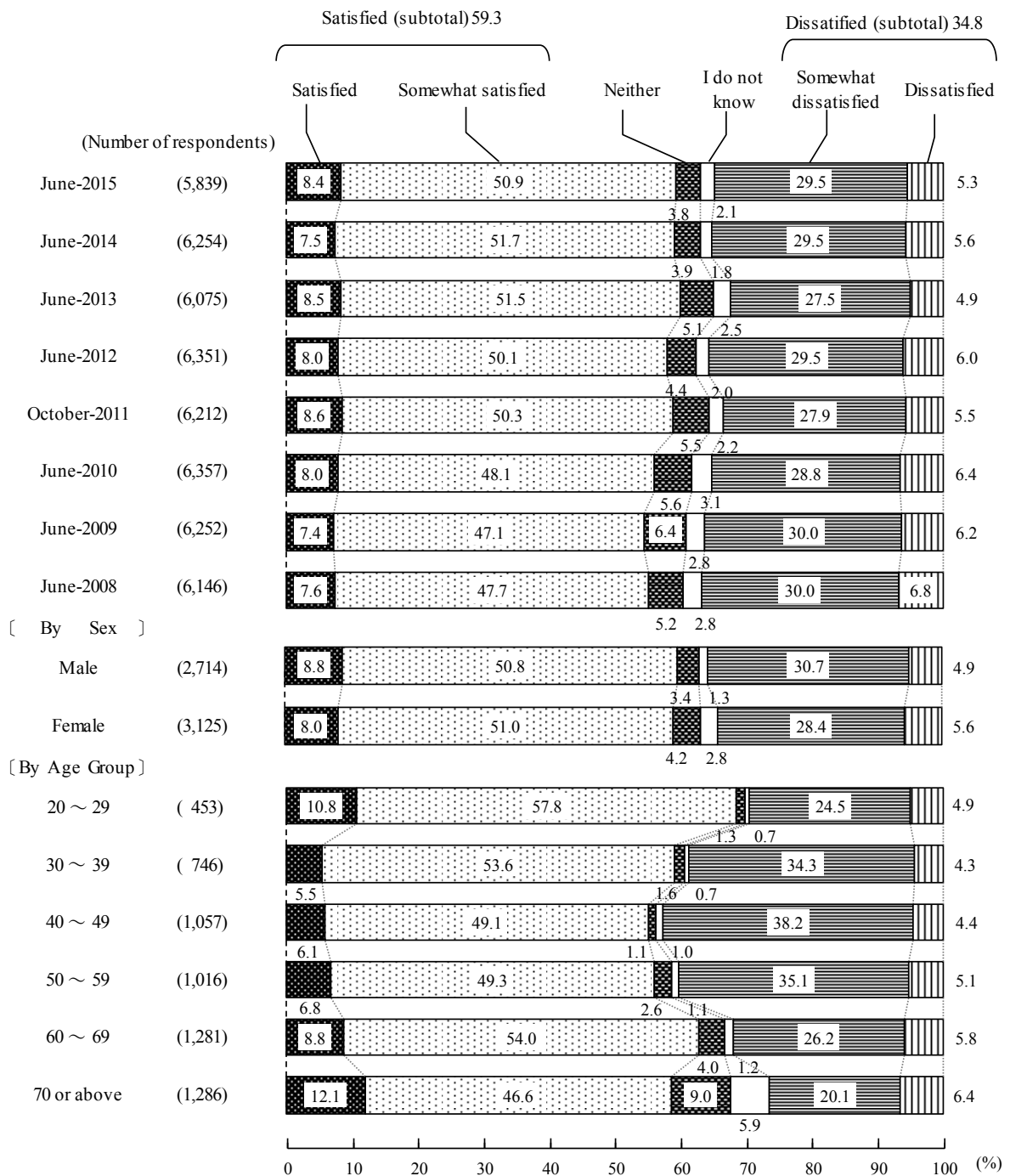


(Note) "Satisfied" : "Satisfied" + "Somewhat satisfied"
 "Dissatisfied" : "Somewhat dissatisfied" + "Dissatisfied"

F. Self-development and improvement

Q3-f How satisfied are you with self-development and improvement of your life?
Please select one answer.

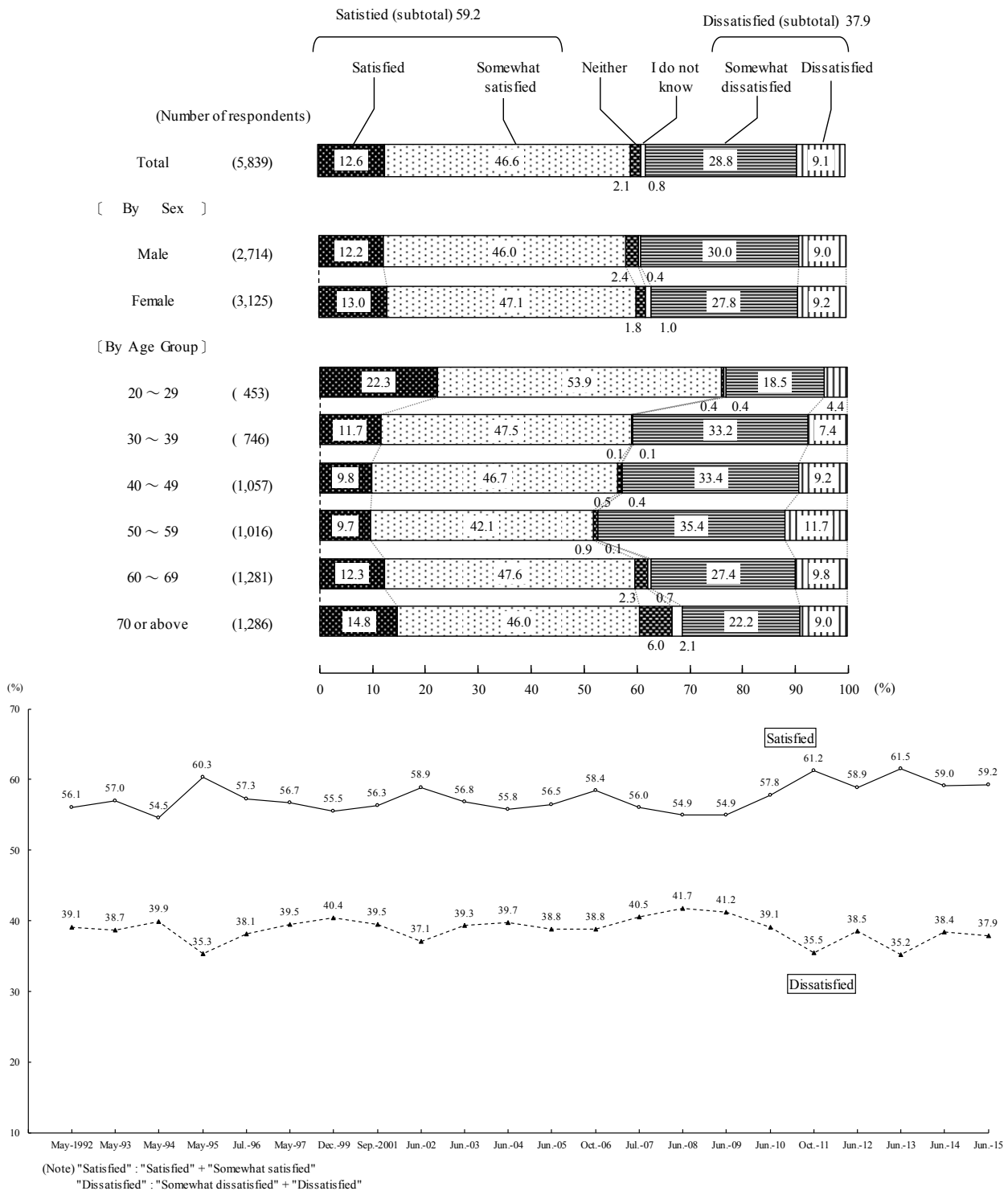
	June 2014	→	June 2015
• Satisfied (subtotal)	59.2%	→	59.3%
• Satisfied	7.5%	→	8.4%
• Somewhat satisfied	51.7%	→	50.9%
• Dissatisfied (subtotal)	35.1%	→	34.8%
• Somewhat dissatisfied	29.5%	→	29.5%
• Dissatisfied	5.6%	→	5.3%



G. Leisure

Q3-g How satisfied are you with leisure of your life? Please select one answer.

	June 2014	→	June 2015
• Satisfied (subtotal)	59.0%	→	59.2%
• Satisfied	11.5%	→	12.6%
• Somewhat satisfied	47.4%	→	46.6%
• Dissatisfied (subtotal)	38.4%	→	37.9%
• Somewhat dissatisfied	29.1%	→	28.8%
• Dissatisfied	9.3%	→	9.1%

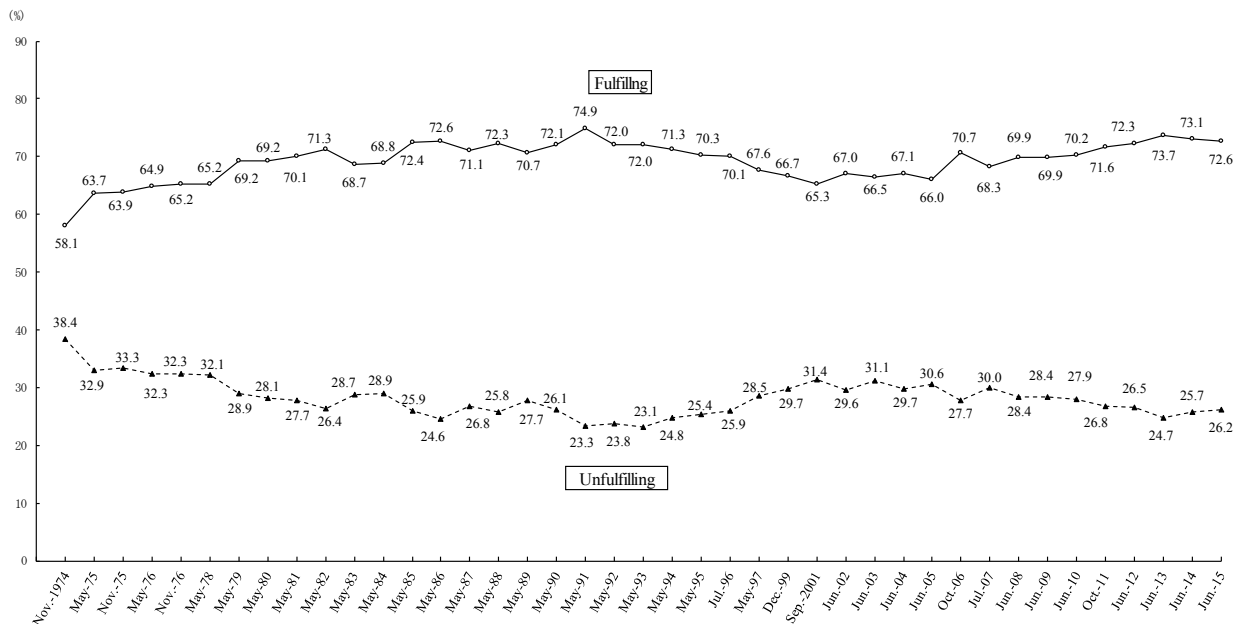
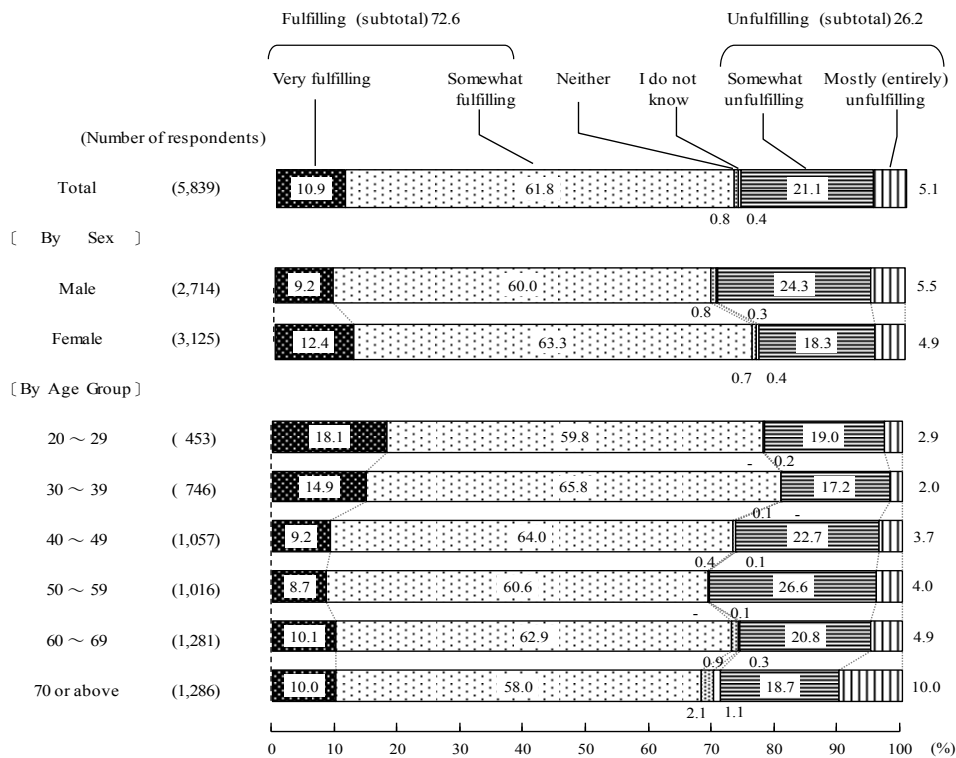


(4) Sense of Fulfillment

A. Sense of fulfillment in one's everyday life

Q4 How fulfilling do you think is your everyday life? Please select one answer.

	June 2014	June 2015
• Fulfilling (subtotal)	73.1%	72.6%
• Very fulfilling	10.8%	10.9%
• Somewhat fulfilling	62.3%	61.8%
• Unfulfilling (subtotal)	25.7%	26.2%
• Somewhat unfulfilling	20.6%	21.1%
• Mostly (entirely) unfulfilling	5.1%	5.1%



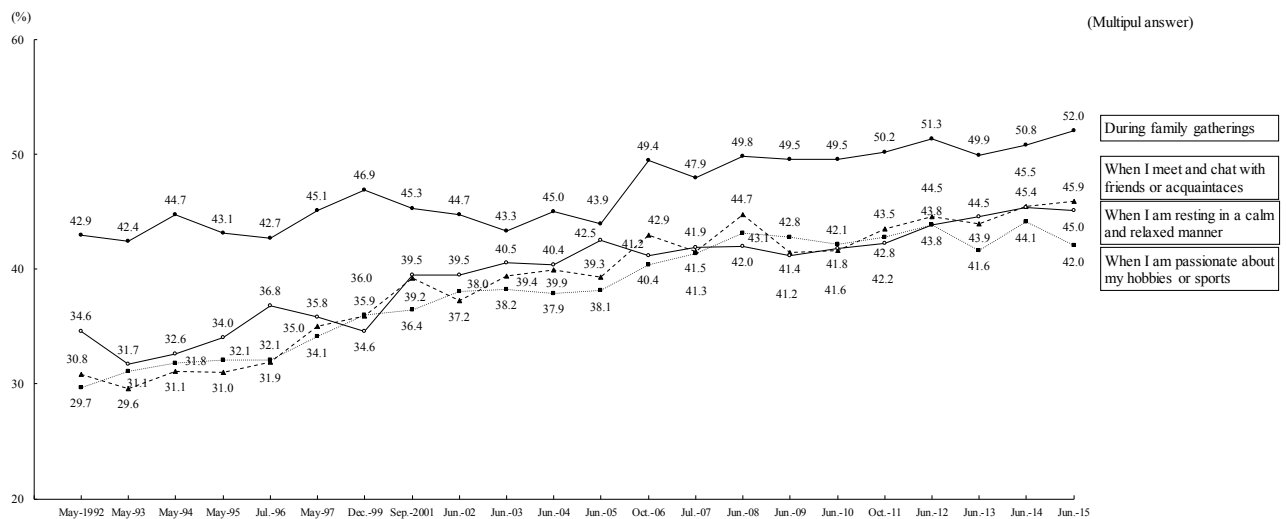
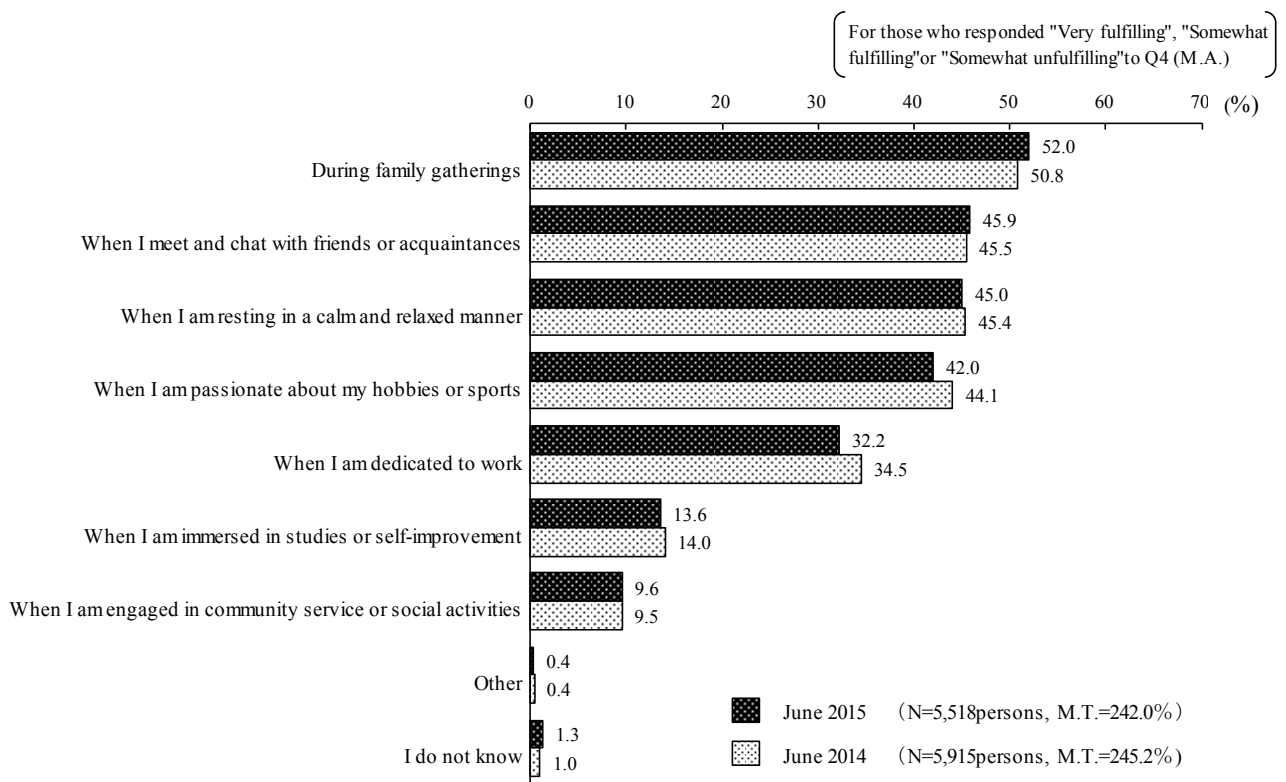
(Note) "Fulfilling": "Very fulfilling" + "Somewhat fulfilling"
 "Unfulfilling": "Somewhat unfulfilling" + "Mostly (entirely) unfulfilling".

B. Moments of fulfillment

SQ (For 5,518 people who responded "Very fulfilling", "Somewhat fulfilling" or "Somewhat unfulfilling" to Q4)
When do you feel that your everyday life is fulfilling?
Please select all applicable answers. (M.A.)

(Top 4 Items)

	June 2014		June 2015
• During family gatherings	50.8%	→	52.0%
• When I meet and chat with friends or acquaintances	45.5%	→	45.9%
• When I am resting in a calm and relaxed manner	45.4%	→	45.0%
• When I am passionate about my hobbies or sports	44.1%	→	42.0% (↓)

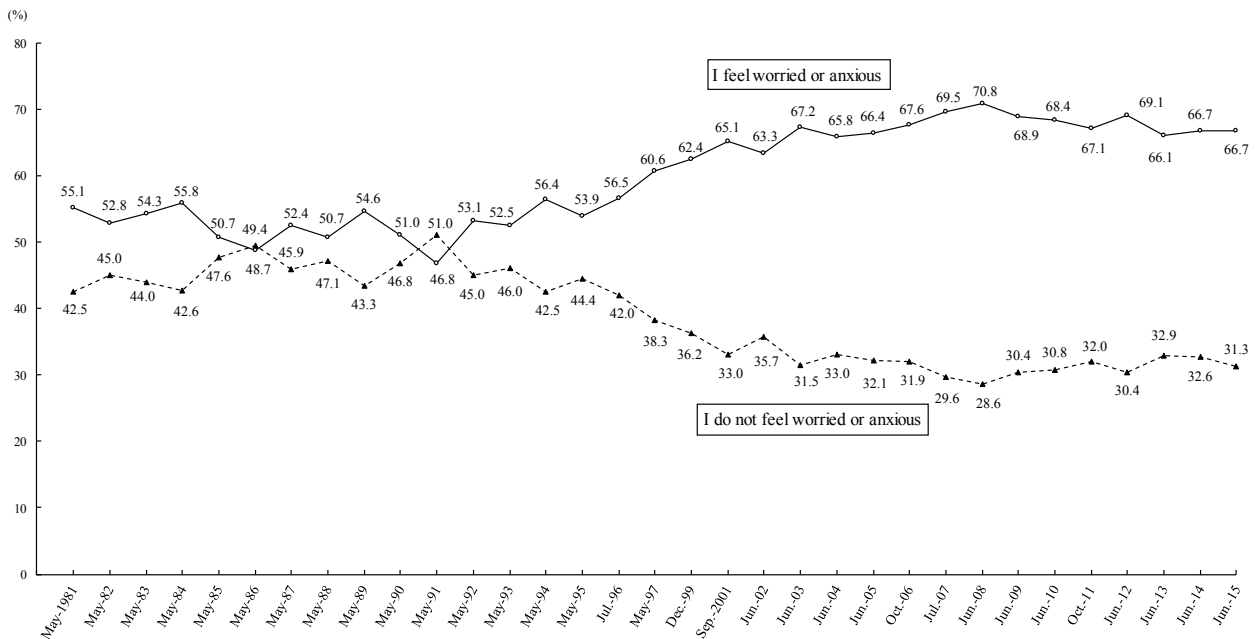
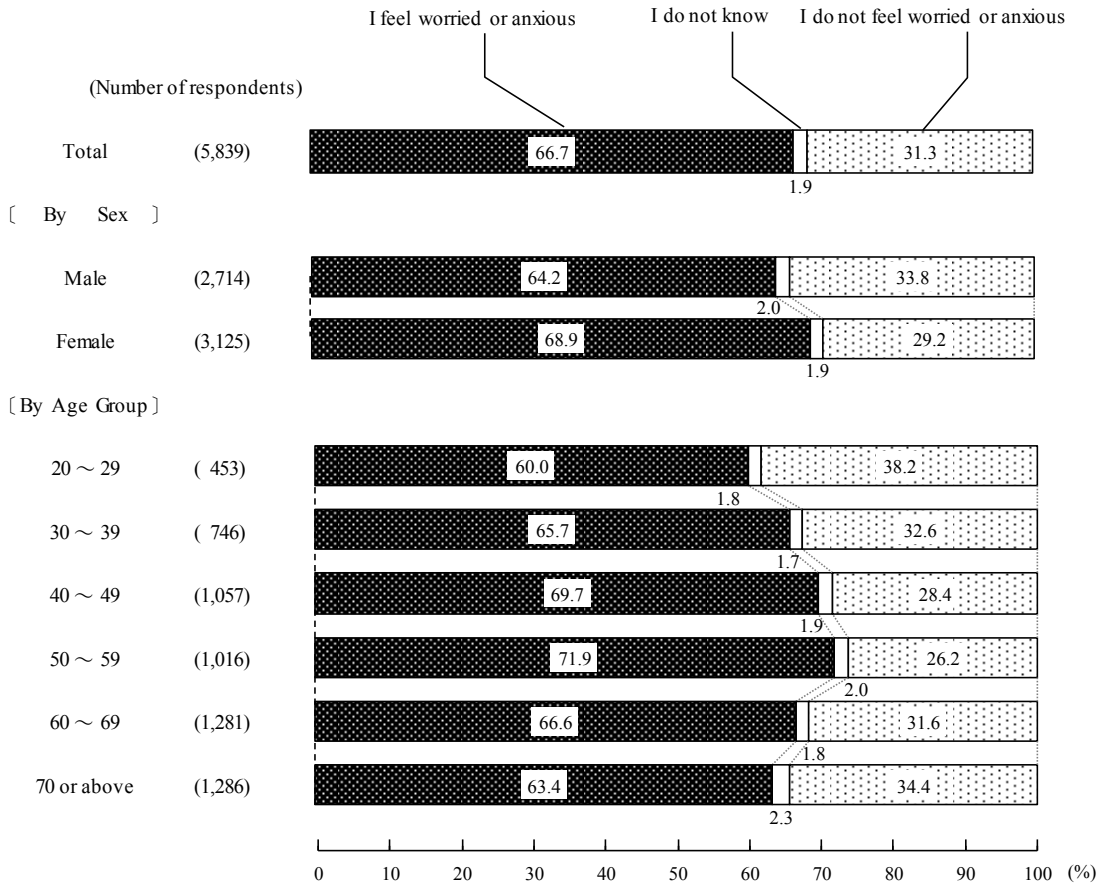


(5) Worries or anxiety in one's everyday life

A. Worries or Anxiety

Q5 Do you feel worried or anxious in your everyday life, or do you not have any worries or anxieties?

	June 2014	→	June 2015
• I feel worried or anxious	66.7%		66.7%
• I do not feel worried or anxious	32.6%		31.3%



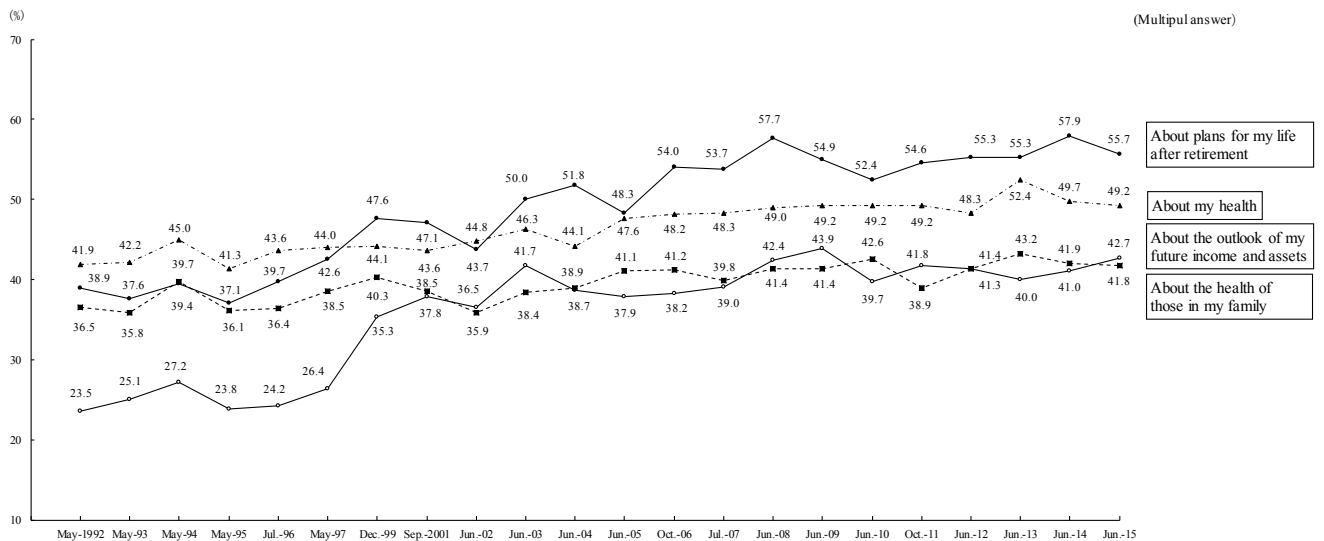
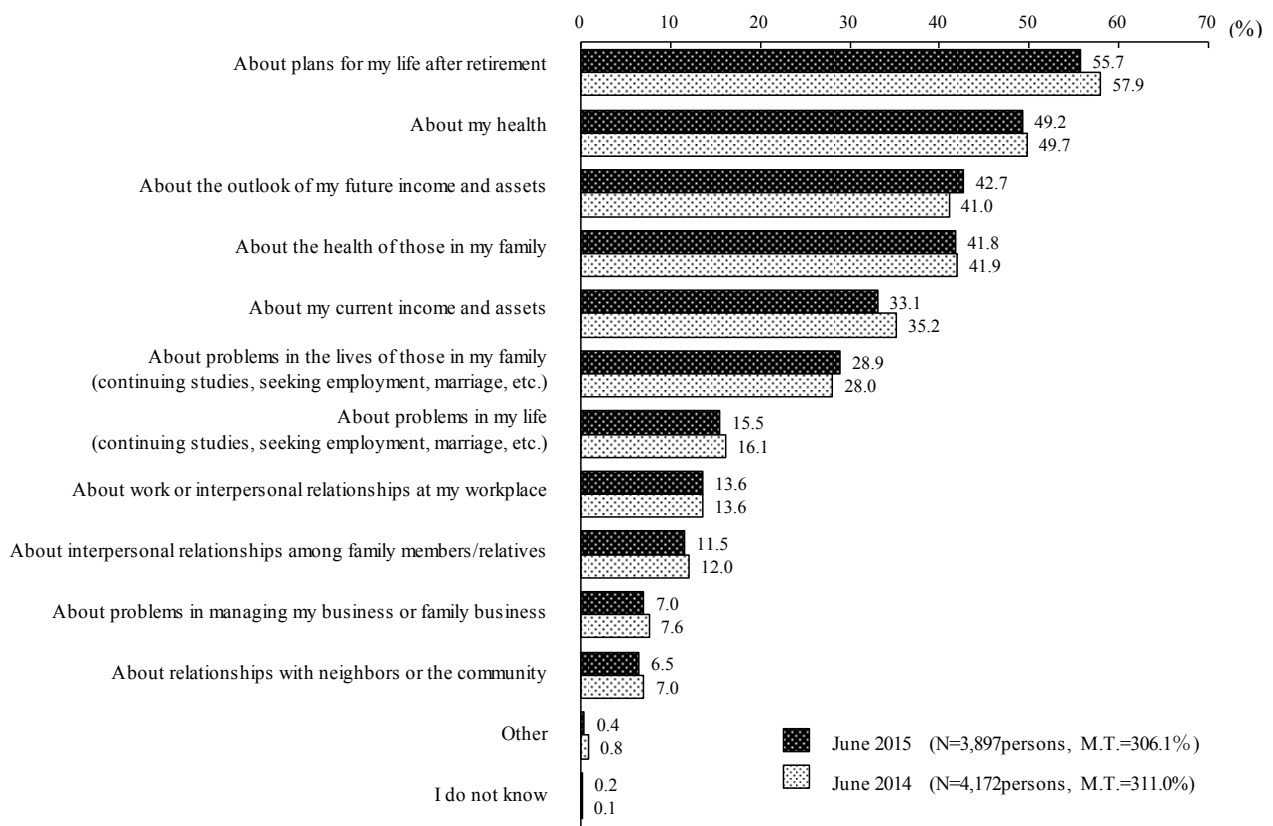
B. Causes of worries or anxiety

*SQ (For 3,897 people who responded "I feel worried or anxious" to Q5)
What do you feel worried or anxious about? Please select all applicable answers. (M.A.)*

(Top 4 Items)

	June 2014	June 2015
• About plans for my life after retirement	57.9%	55.7% (↓)
• About my health	49.7%	49.2%
• About the outlook of my future income and assets	41.0%	42.7%
• About the health of those in my family	41.9%	41.8%

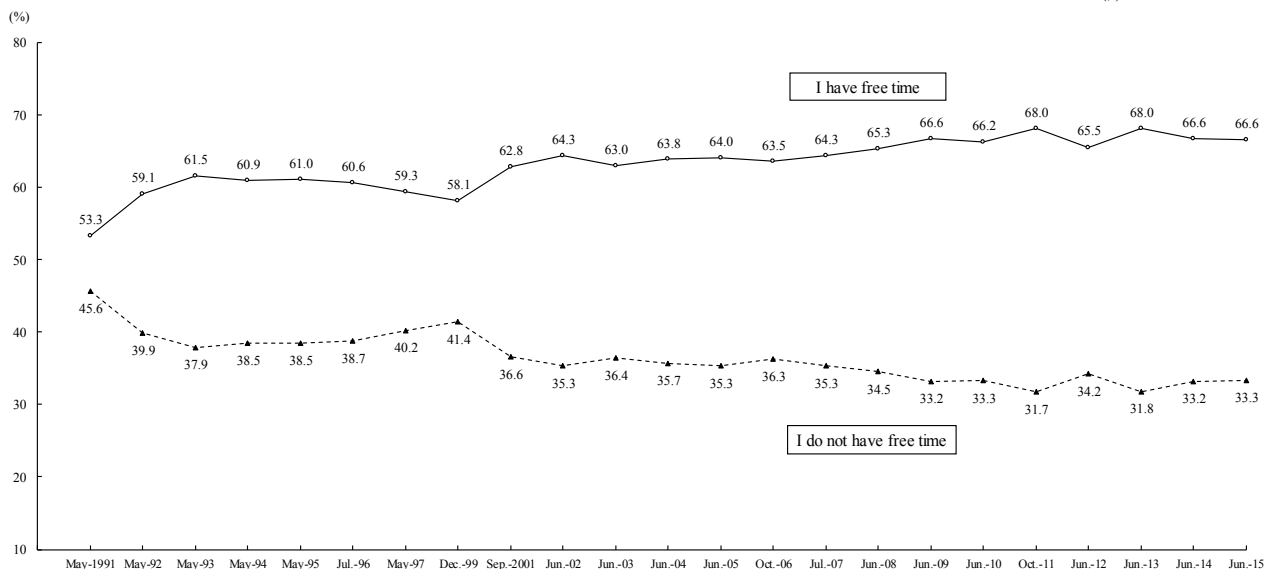
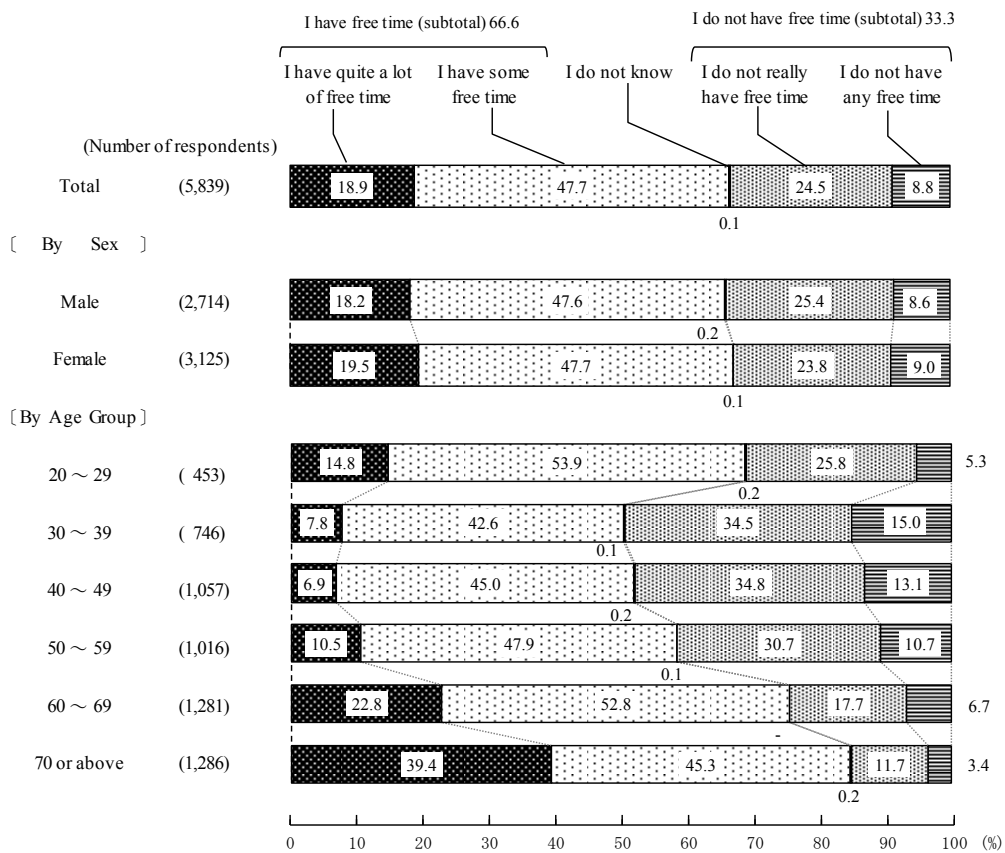
(For those who responded "I feel worried or anxious." to Q5 (M.A.))



(6) Amount of free time

Q6 In your everyday life, do you have time to rest and do the things that you like to do, or do you have no time because you are too busy with work, housework, or studies? Please select one answer.

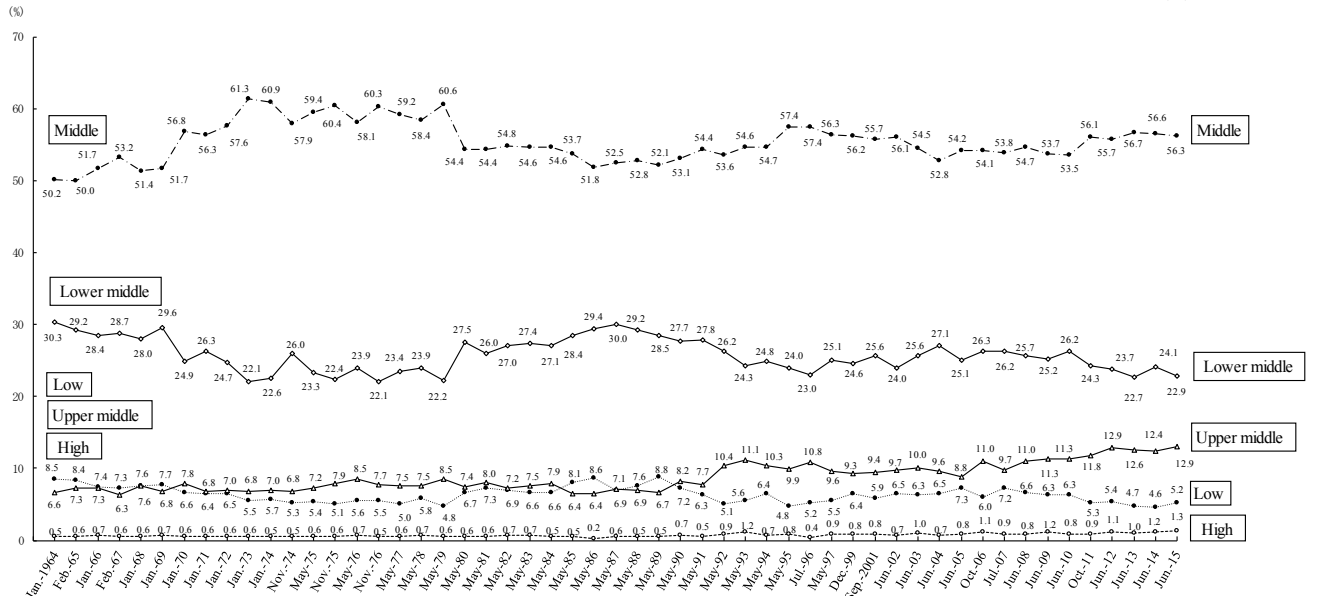
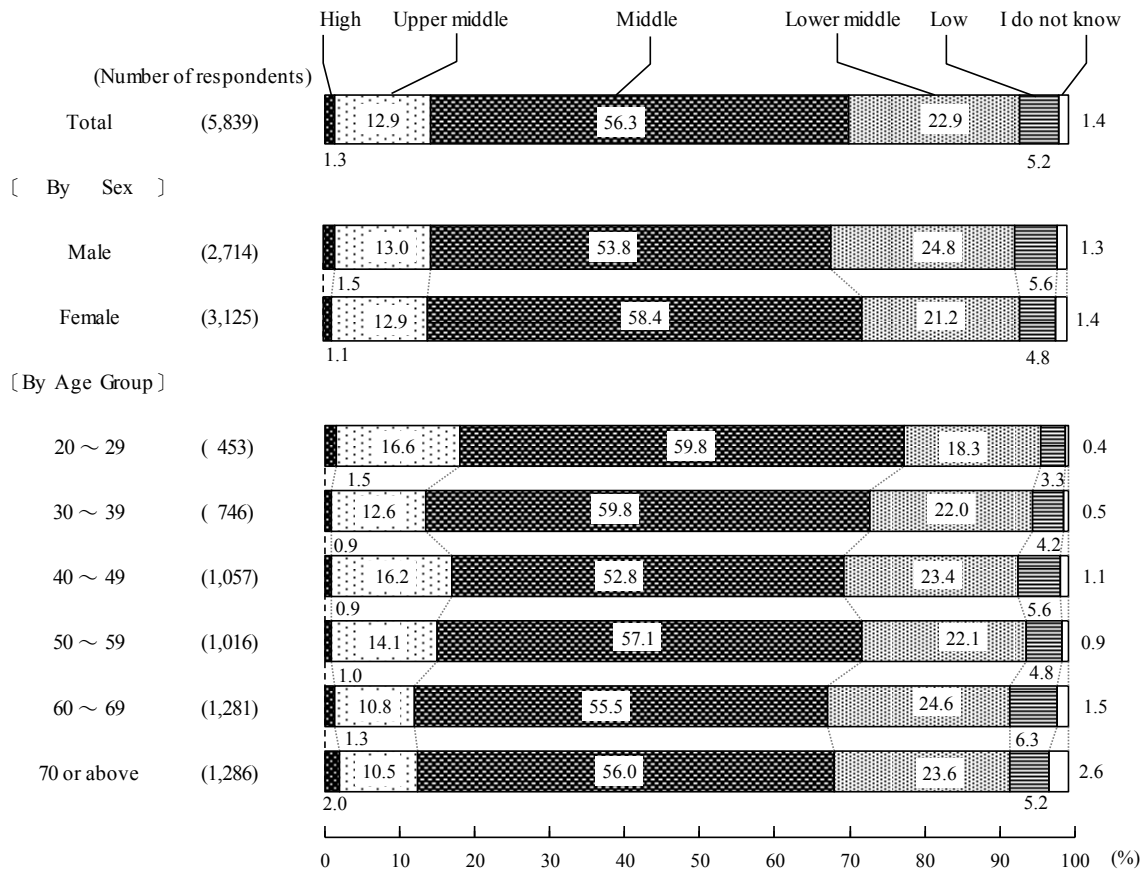
	June 2014		June 2015
• I have free time (subtotal)	66.6%	→	66.6%
• I have quite a lot of free time	19.5%	→	18.9%
• I have some free time	47.1%	→	47.7%
• I do not have free time (subtotal)	33.2%	→	33.3%
• I do not really have free time	24.8%	→	24.5%
• I do not have any free time	8.4%	→	8.8%



(7) Standard of living

Q7 Compared to the general public, what do you think is the standard of living for your household? Please select one answer.

	June 2014	→	June 2015
• High	1.2%	→	1.3%
• Upper Middle	12.4%	→	12.9%
• Middle	56.6%	→	56.3%
• Lower Middle	24.1%	→	22.9%
• Low	4.6%	→	5.2%

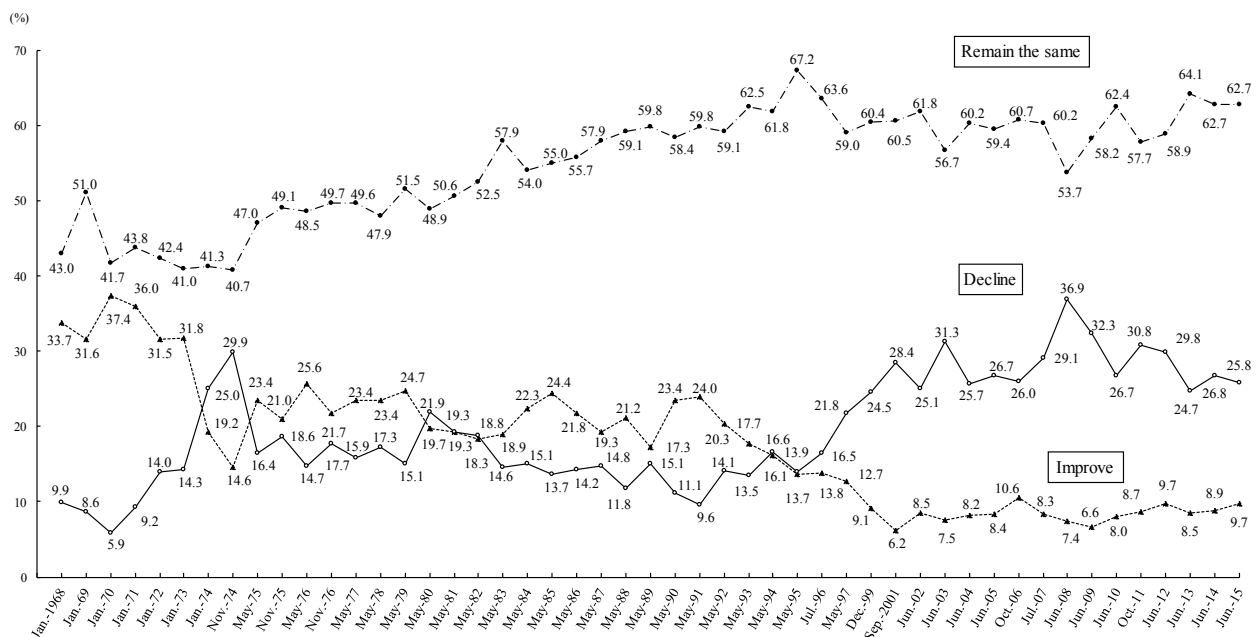
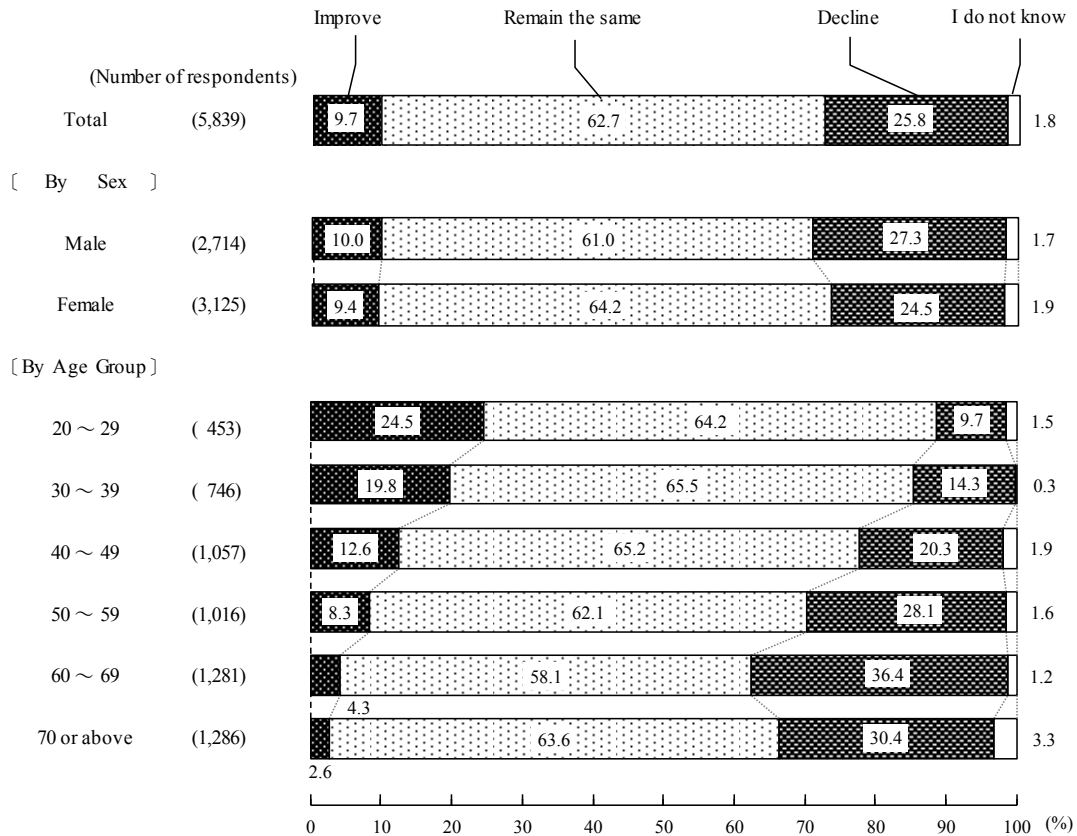


2. Future Lifestyle

(1) Prospect of the future lifestyle

Q8 How do you think the lifestyle of your household will change in the future?
Please select one answer.

	June 2014	→	June 2015
• Improve	8.9%		9.7%
• Remain the same	62.7%		62.7%
• Decline	26.8%		25.8%

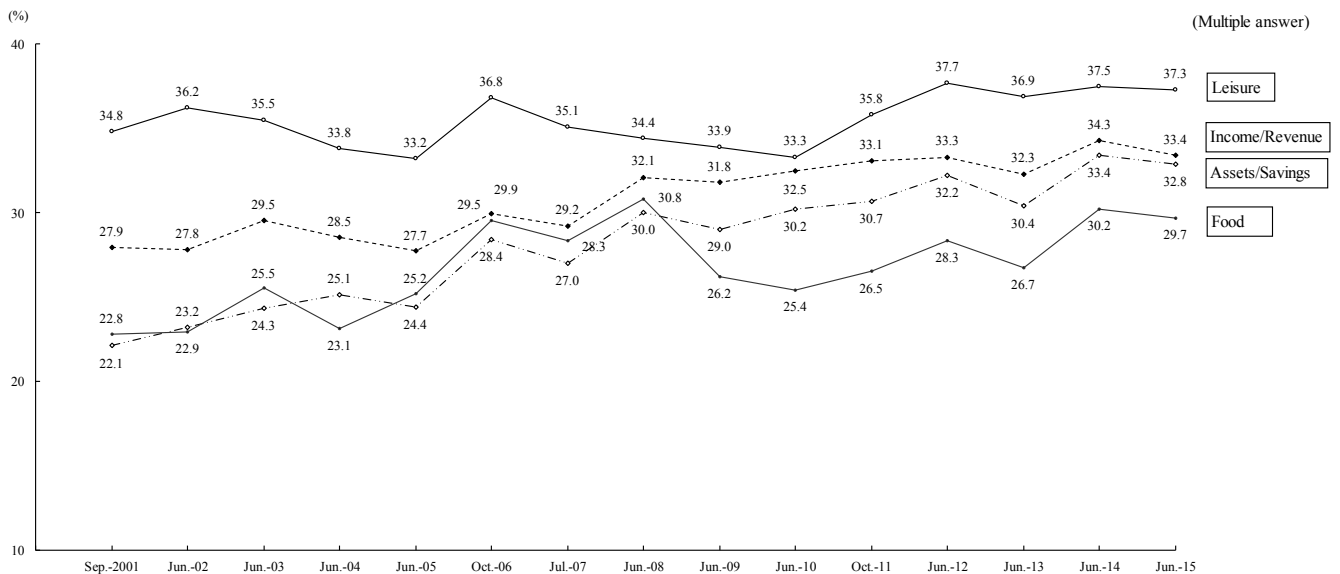
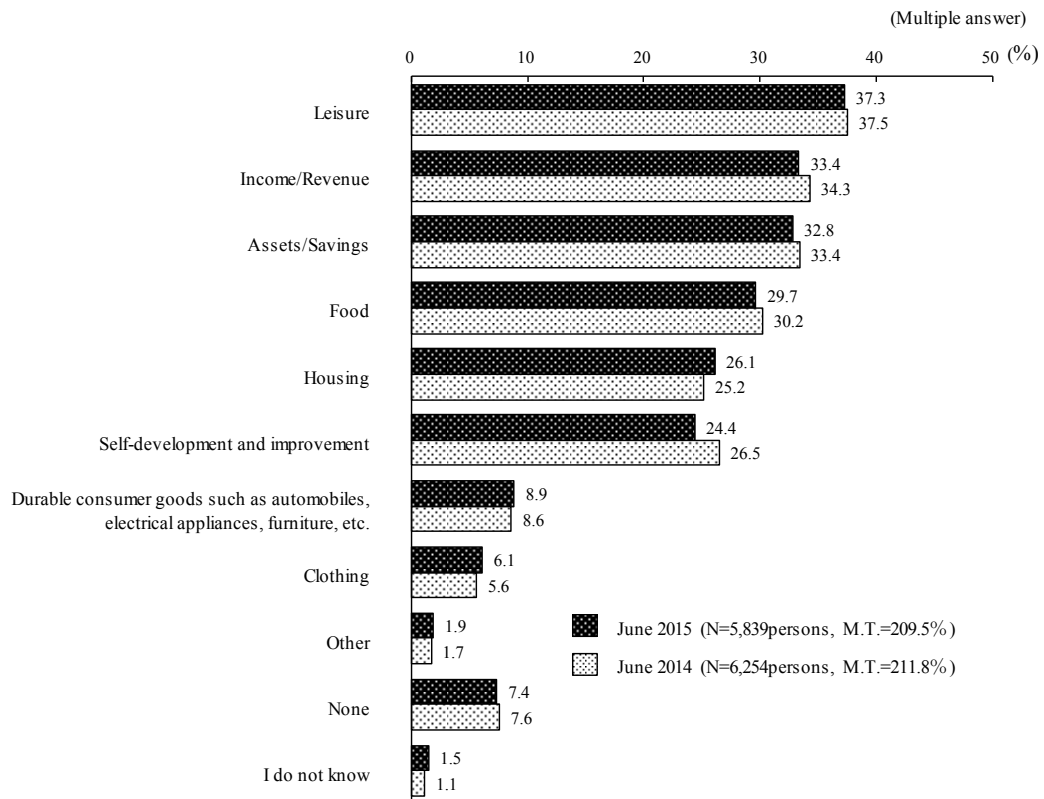


(2) Points of emphasis in one's future lifestyle

*Q9 Which aspects of your life would you like to put particular effort into from now on?
Please select all applicable answers. (M.A.)*

(Top 4 Items)

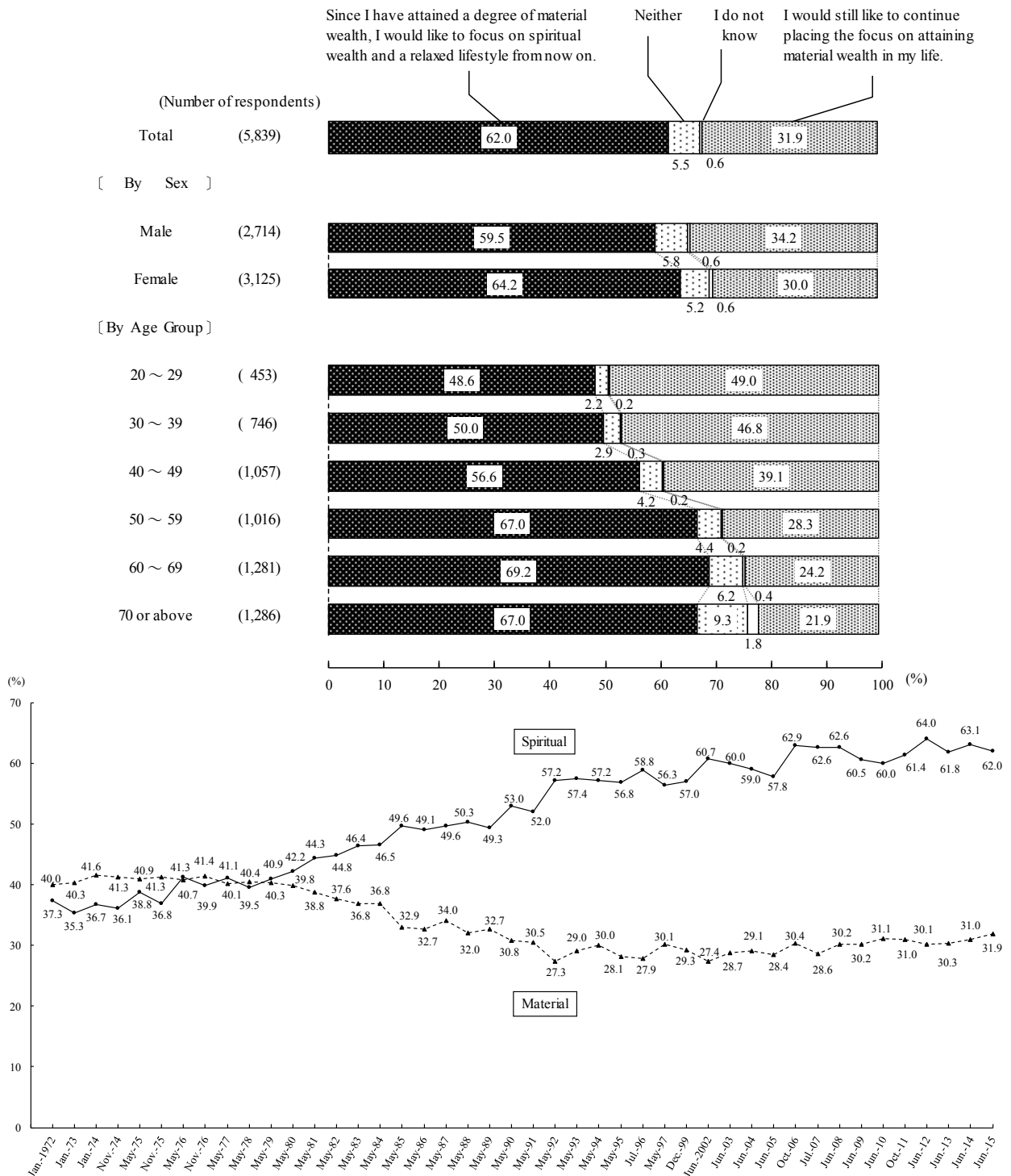
	June 2014		June 2015
• Leisure	37.5%	→	37.3%
• Income/Revenue	34.3%	→	33.4%
• Assets/Savings	33.4%	→	32.8%
• Food	30.2%	→	29.7%



(3) Preference for material wealth or spiritual wealth

Q10 With regard to material and spiritual wealth in your future lifestyle, which of the following two attitudes is closer to yours?

- | | June 2014 | June 2015 |
|-------------------------------------------------------------------------------------------------------------------------------------|-----------|-----------|
| • Since I have attained a degree of material wealth, I would like to focus on spiritual wealth and a relaxed lifestyle from now on. | 63.1% | → 62.0% |
| • I would still like to continue placing the focus on attaining material wealth in my life. | 31.0% | → 31.9% |

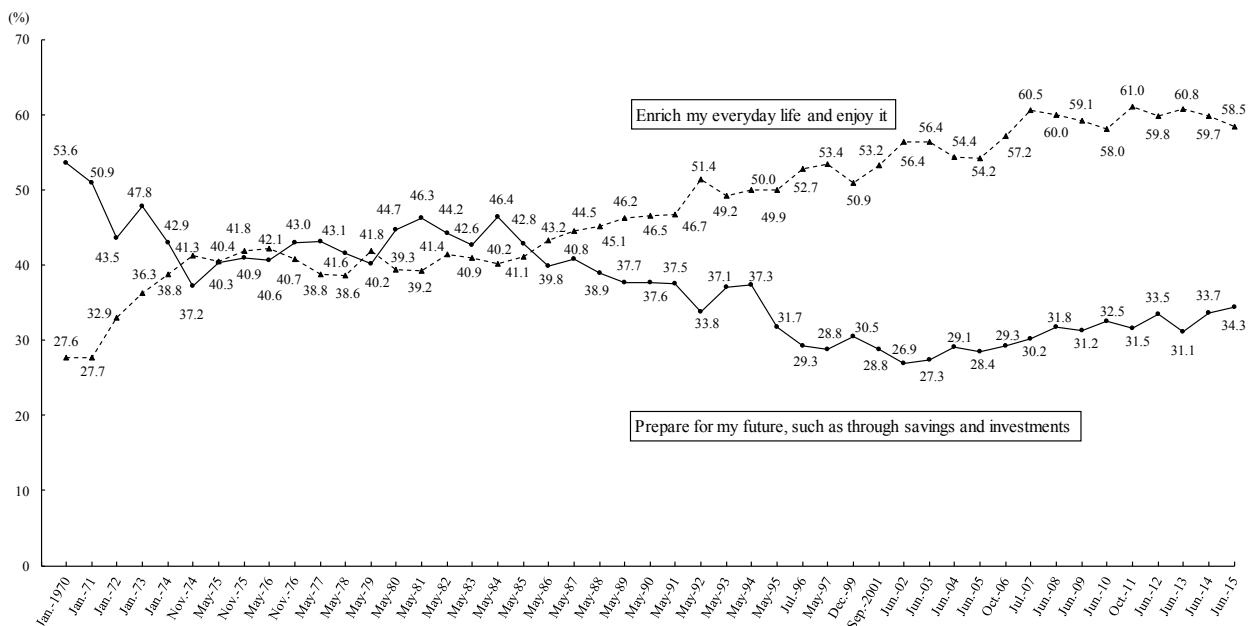
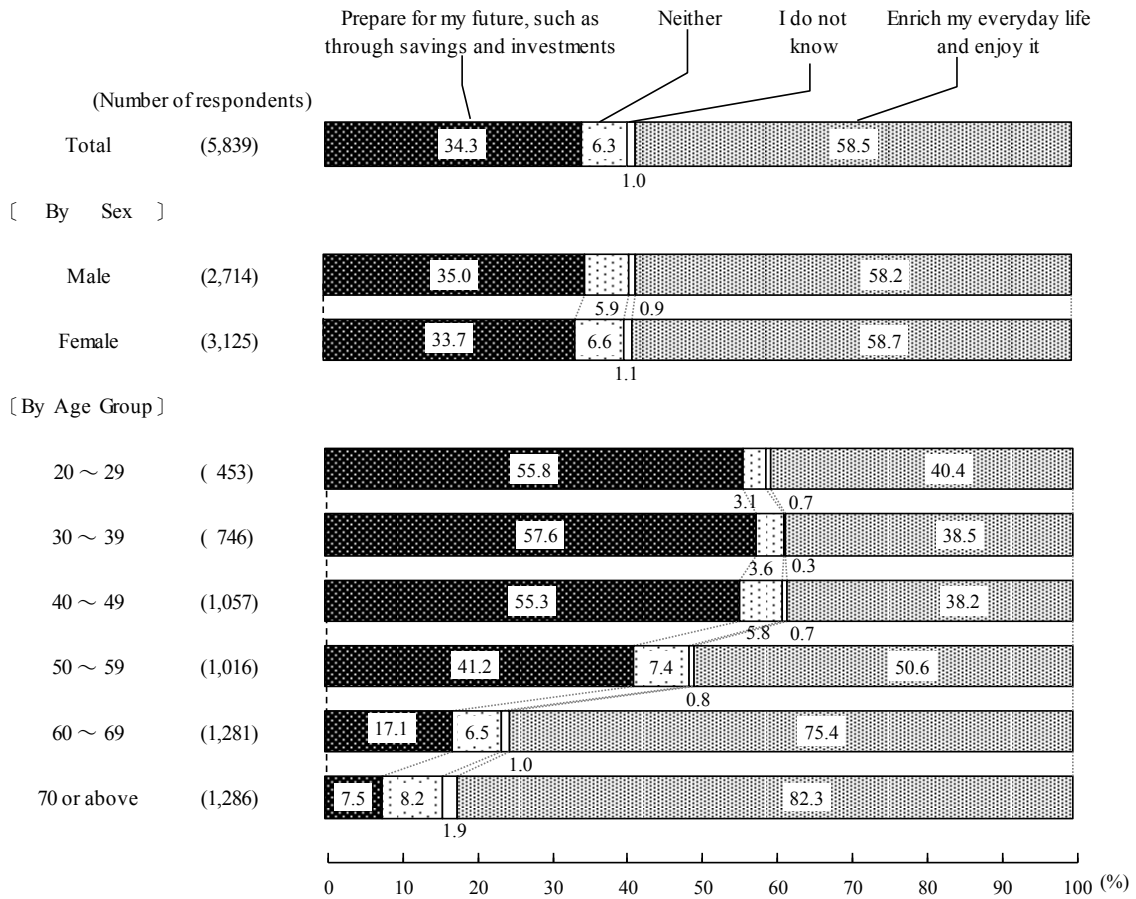


(Note) Spiritual : "Since I have attained a degree of material wealth, I would like to focus on spiritual wealth and relaxed lifestyle from now on."
 Material : "I would still like to continue placing the focus on attaining material wealth in my life."

(4) Preparing for the future or enriching one's every life

Q11 Regarding your future lifestyle, would you like to put effort into preparing for your future, such as through savings and investments, or would you like to put effort into enriching your everyday life and enjoying it?

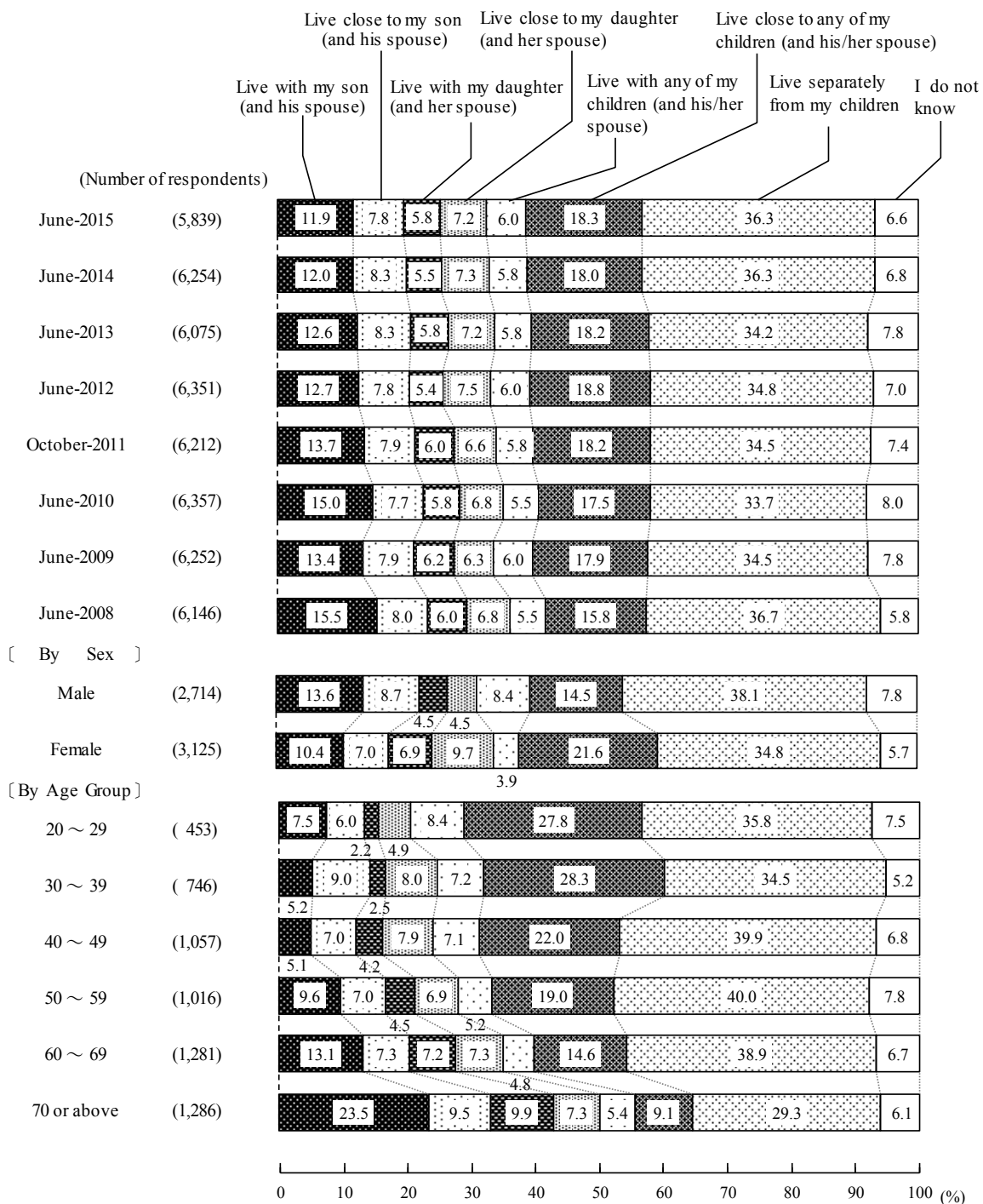
	June 2014	→	June 2015
• Prepare for my future, such as through savings and investments	33.7%		34.3%
• Enrich my everyday life and enjoy it	59.7%		58.5%



(5) The best person to spend the old age with

*Q12 Generally, with whom do you think it is good to spend your old age with, and how?
Please select one answer that is closest to your attitude.*

	June 2014	→	June 2015
• Live with my son (and his spouse)	12.0%		11.9%
• Live close to my son (and his spouse)	8.3%		7.8%
• Live with my daughter (and her spouse)	5.5%		5.8%
• Live close to my daughter (and her spouse)	7.3%		7.2%
• Live with any of my children (and his/her spouse)	5.8%		6.0%
• Live close to any of my children (and his/her spouse)	18.0%		18.3%
• Live separately from my children	36.3%		36.3%



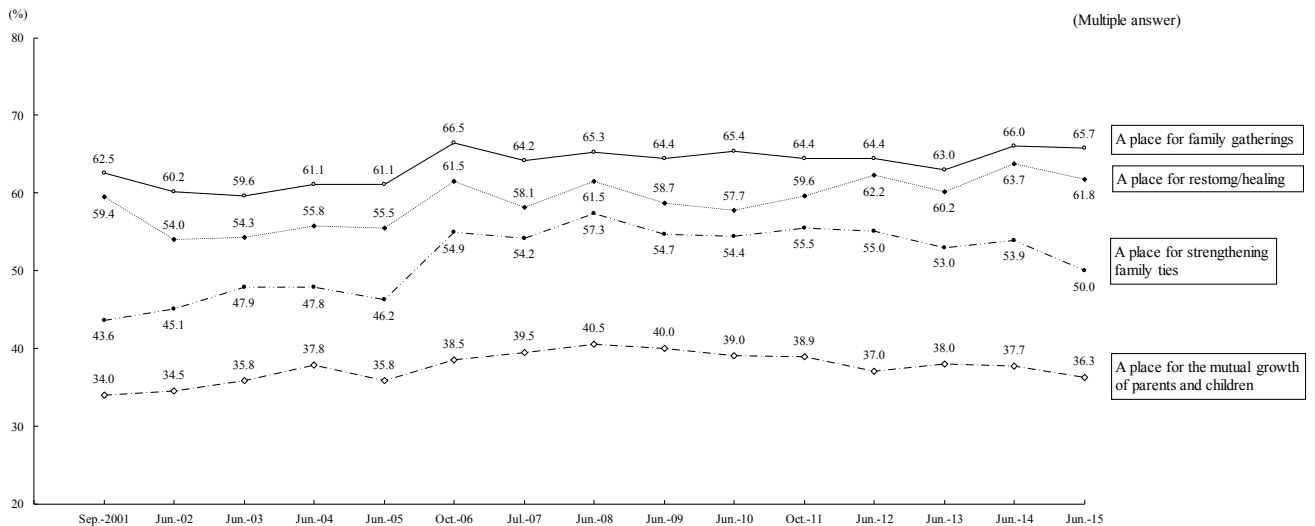
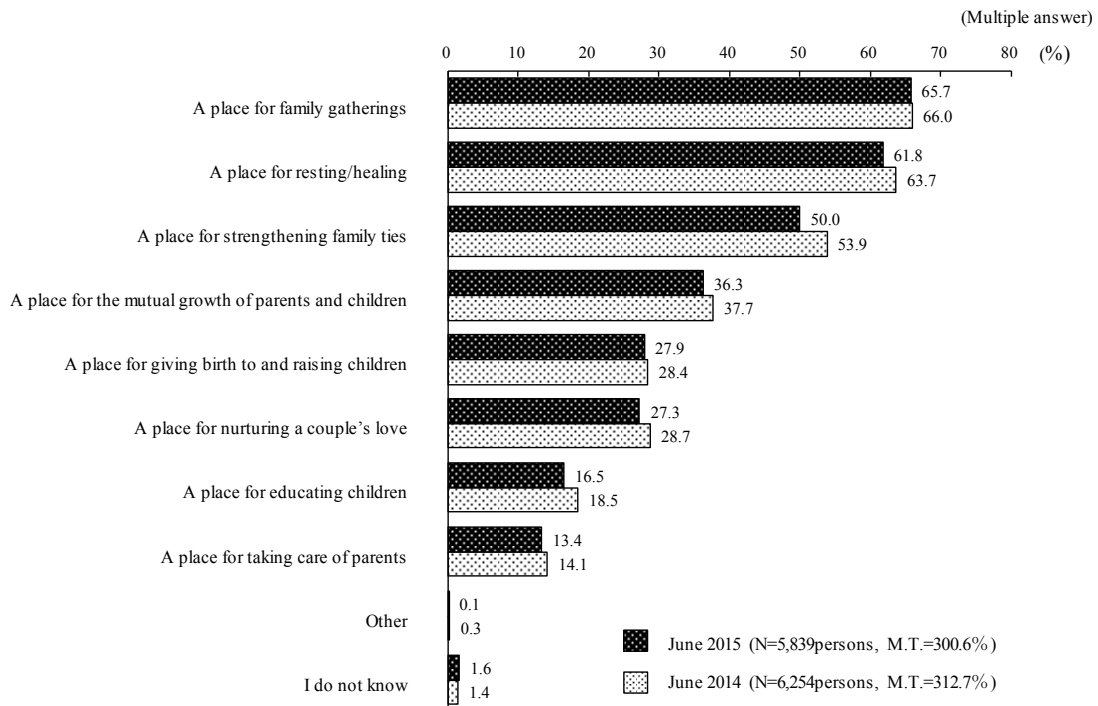
3. Way of Life, Attitudes

(1) Roles of “home”

Q13 What does “home” mean to you? Please select all applicable answers. (M.A.)

(Top 4 Items)

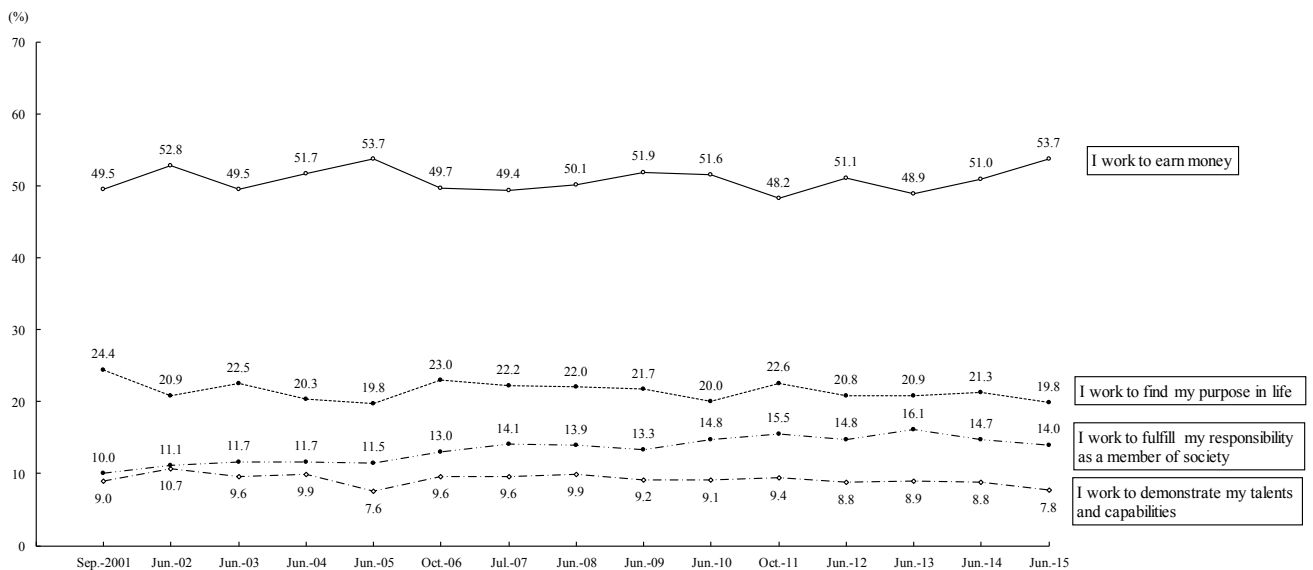
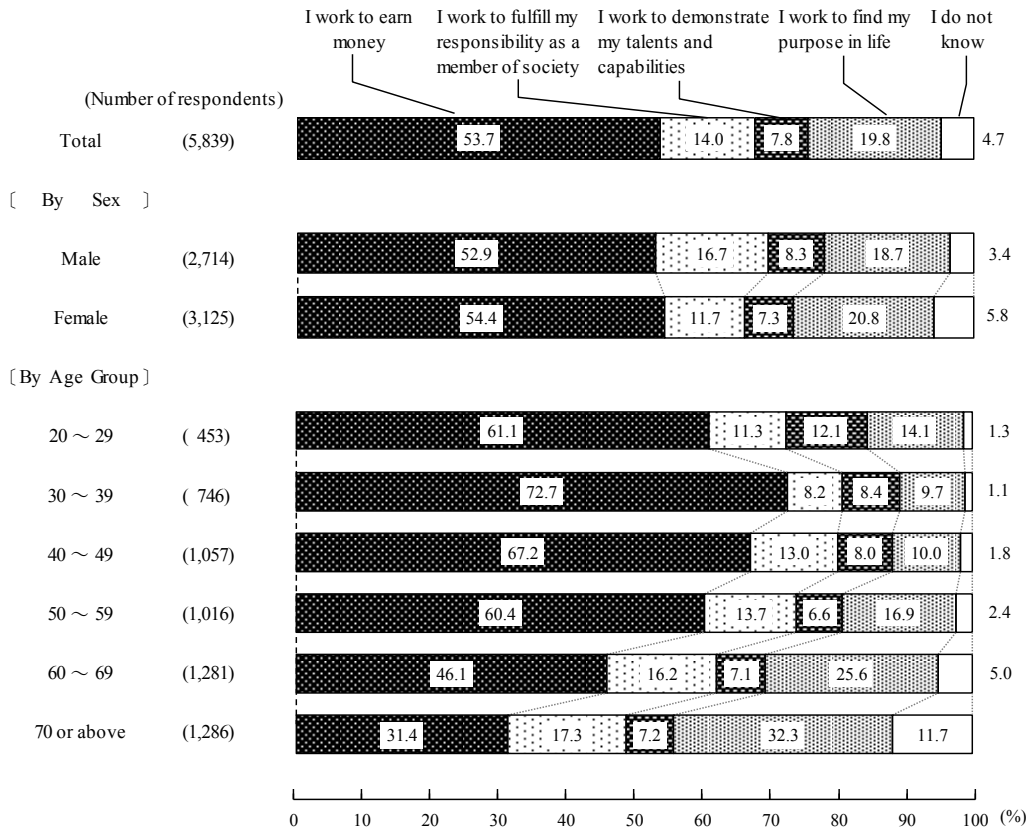
	June 2014		June 2015
• A place for family gatherings	66.0%	→	65.7%
• A place for resting/healing	63.7%	→	61.8% (↓)
• A place for strengthening family ties	53.9%	→	50.0% (↓)
• A place for the mutual growth of parents and children	37.7%	→	36.3%



(2) Objective for working

Q14 What are your objectives for working? Please select one answer that is closest to your attitude.

	June 2014		June 2015
• I work to earn money	51.0%	→	53.7% (↑)
• I work to fulfill my responsibility as a member of society	14.7%	→	14.0%
• I work to demonstrate my talents and capabilities	8.8%	→	7.8% (↓)
• I work to find my purpose in life	21.3%	→	19.8% (↓)



(3) Ideal jobs

Q15 There are various types of jobs in the world. What kind of job is ideal for you?
Please select all applicable answers. (M.A.)

(Top 4 Items)

	June 2014		June 2015
• A job that provides stable income	60.6%	→	60.5%
• A job that I enjoy working	61.4%	→	60.3%
• A job that allows me to apply my specialized knowledge and capabilities	41.3%	→	40.2%
• A job where I do not have to worry about damaging my health	32.9%	→	31.9%

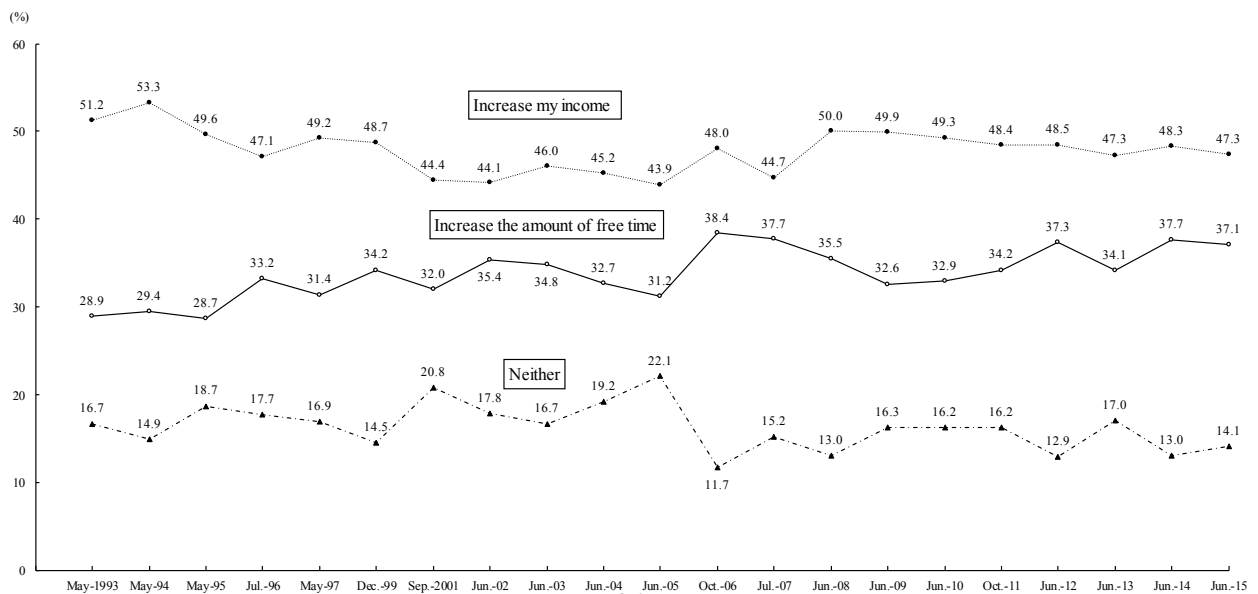
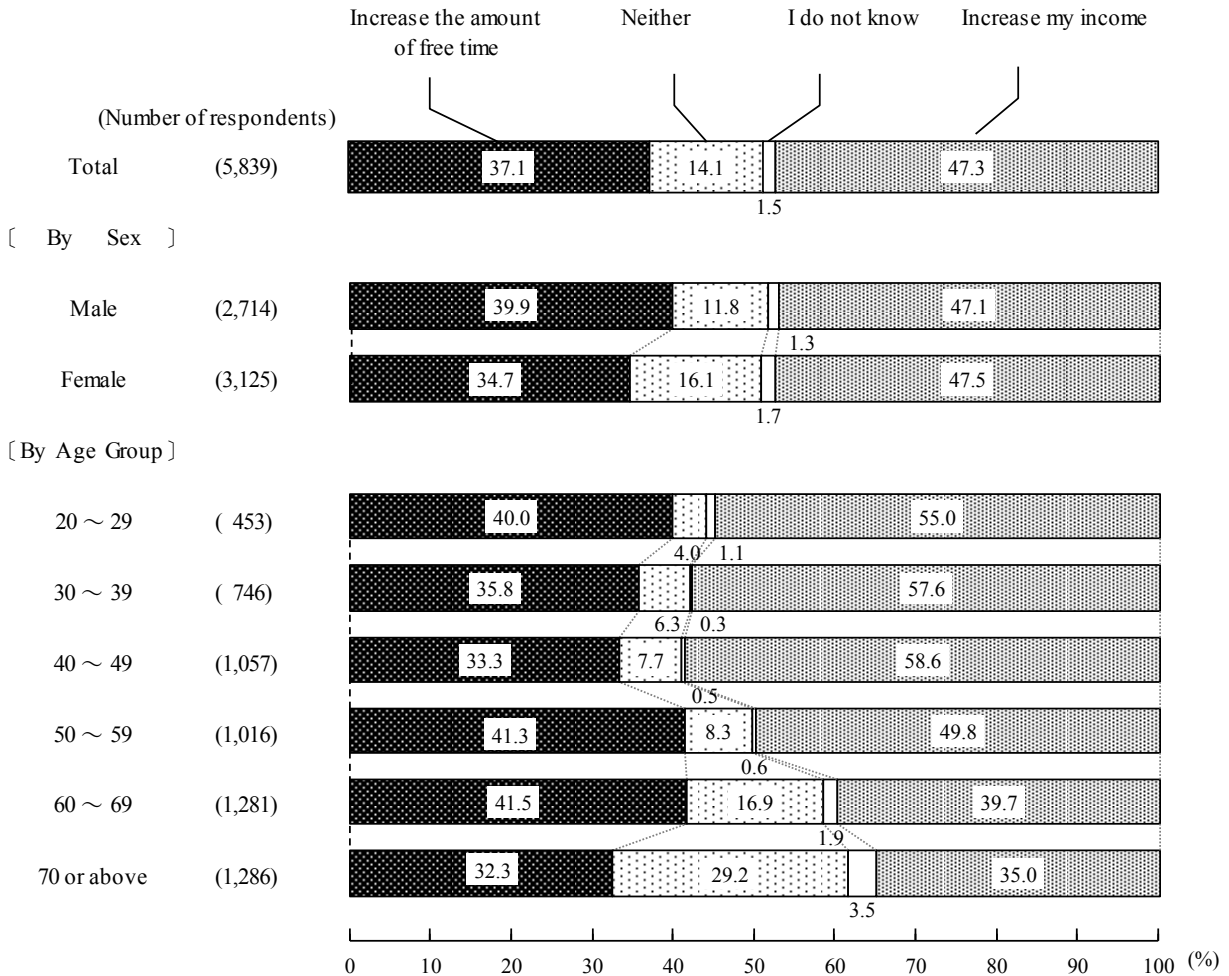
(Multiple answer)



(4) Attitude towards income and free time

Q16 With regard to your income and free time, would you like to increase the amount of free time you have, or would you like to increase your income?

	June 2014	→	June 2015
• Increase the amount of free time	37.7%		37.1%
• Increase my income	48.3%		47.3%
• Neither	13.0%		14.1%

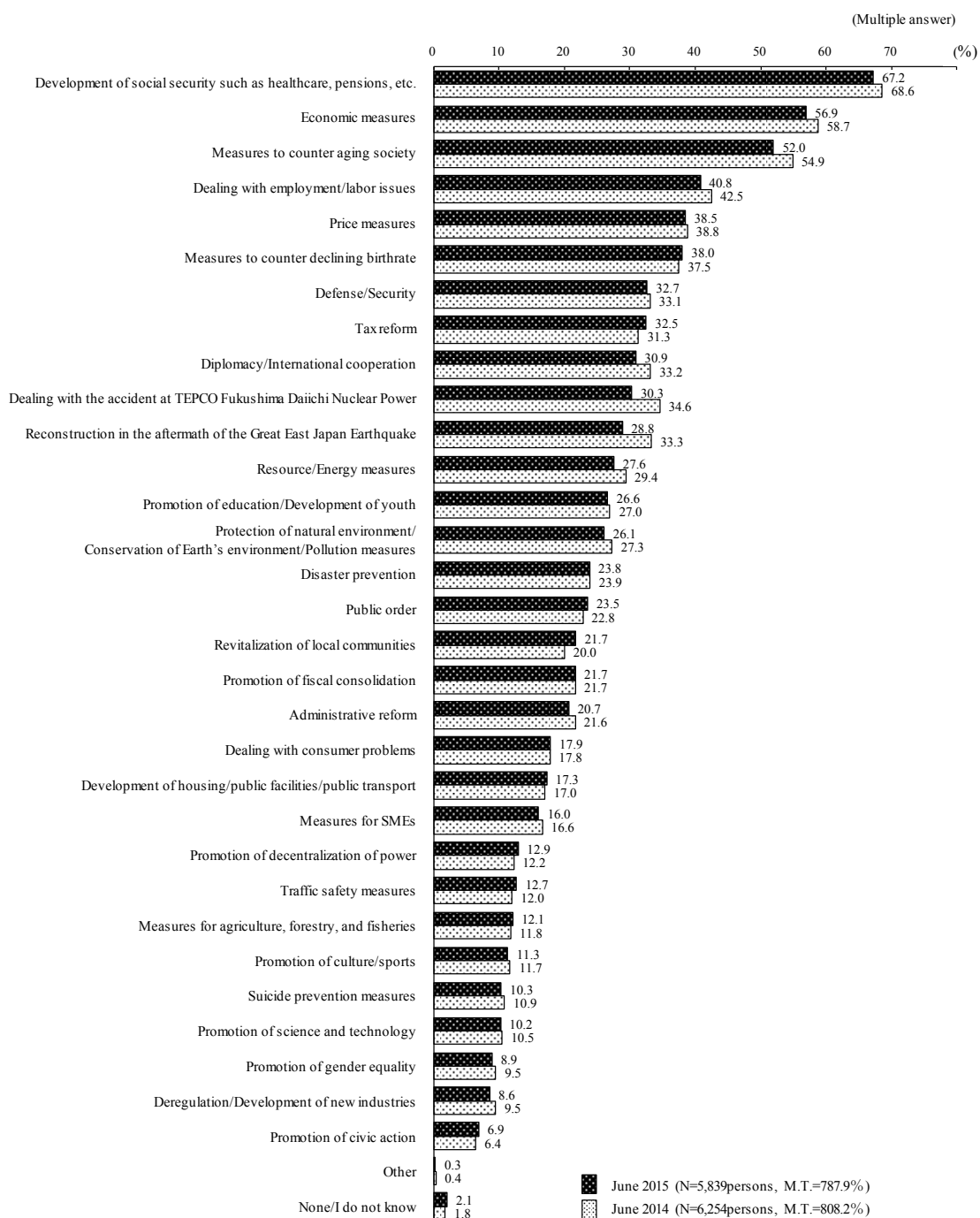


4. Requests to the Government

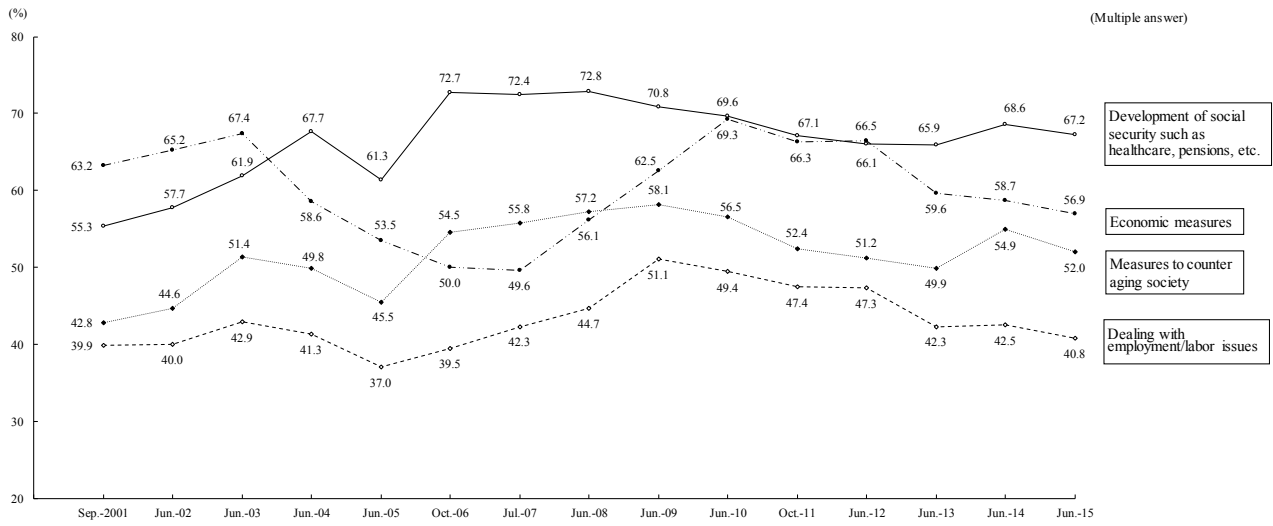
Q17 Which aspects do you think the government should put more effort into?
Please select all applicable answers. (M.A.)

(Top 6 Items)

	June 2014	June 2015
• Development of social security such as healthcare, pensions, etc.	68.6%	67.2%
• Economic measures	58.7%	56.9% (↓)
• Measures to counter aging society	54.9%	52.0% (↓)
• Dealing with employment/labor issues	42.5%	40.8%
• Price measures	38.8%	38.5%
• Measures to counter declining birthrate	37.5%	38.0%



[A graph of Q17]



Public Opinion Survey on the Life of the People

June 2015

(N=5,839)

The following questions relate to your (your household's) current lifestyle.

Q1 [Response Sheet 1] How would you describe the lifestyle of your household compared to this time last year?

Please select one answer.

(5.9)	(75.0)	(18.8)	(0.3)
(a)	(b)	(c)	
Improved	Remained the same	Declined	I do not know

Q2 [Response Sheet 2] Overall, how satisfied are you with your current lifestyle? Please select one answer.

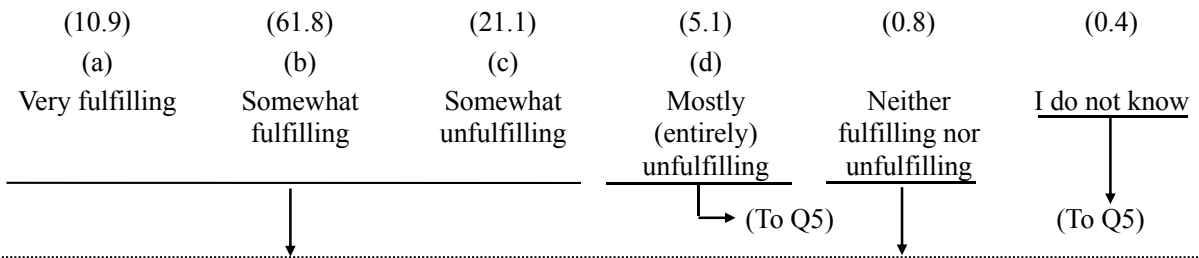
(10.1)	(60.0)	(23.0)	(6.0)	(0.7)	(0.2)
(a)	(b)	(c)	(d)		
Satisfied	Somewhat satisfied	Somewhat dissatisfied	Dissatisfied	Neither satisfied nor dissatisfied	I do not know

Q3 [Response Sheet 3] How satisfied are you with the following aspects of your life?

Please select one answer from (a) to (d) for each aspect from (1) to (7).

	(a)	(b)	(c)	(d)			
	Satisfied	Somewhat satisfied	Somewhat dissatisfied	Dissatisfied	Neither satisfied nor dissatisfied	I do not know	
(1) Income/Revenue	(6.3)	(39.4)	(36.2)	(16.6)	(1.0)	(0.6)	
(2) Assets/Savings	(4.4)	(33.7)	(40.1)	(19.4)	(1.6)	(0.8)	
(3) Durable consumer goods such as automobiles, electrical appliances, furniture, etc.	(14.7)	(57.5)	(20.9)	(5.1)	(1.1)	(0.6)	
(4) Food	(22.4)	(63.0)	(11.2)	(2.6)	(0.5)	(0.3)	
(5) Housing	(22.6)	(56.2)	(15.8)	(4.6)	(0.4)	(0.4)	
(6) Self-development and improvement	(8.4)	(50.9)	(29.5)	(5.3)	(3.8)	(2.1)	
(7) Leisure	(12.6)	(46.6)	(28.8)	(9.1)	(2.1)	(0.8)	

Q4 [Response Sheet 4] How fulfilling do you think is your everyday life? Please select one answer.



SQ [Response Sheet 5] When do you feel that your everyday life is fulfilling?

Please select all applicable answers. (M.A.)

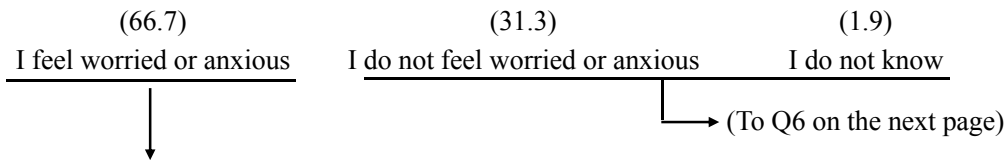
(N=5,518)

- (32.2) (a) When I am dedicated to work
- (13.6) (b) When I am immersed in studies or self-improvement
- (42.0) (c) When I am passionate about my hobbies or sports
- (45.0) (d) When I am resting in a calm and relaxed manner
- (52.0) (e) During family gatherings
- (45.9) (f) When I meet and chat with friends or acquaintances
- (9.6) (g) When I am engaged in community service or social activities
- (0.4) Other ()
- (1.3) I do not know

(M.T.=242.0)

(For all respondents)

Q5 Do you feel worried or anxious in your everyday life, or do you not have any worries or anxieties?



SQ [Response Sheet 6] What do you feel worried or anxious about? Please select all applicable answers. (M.A.)

(N=3,897)

- (49.2) (a) About my health
- (41.8) (b) About the health of those in my family
- (15.5) (c) About problems in my life (continuing studies, seeking employment, marriage, etc.)
- (28.9) (d) About problems in the lives of those in my family (continuing studies, seeking employment, marriage, etc.)
- (33.1) (e) About my current income and assets
- (42.7) (f) About the outlook of my future income and assets
- (55.7) (g) About plans for my life after retirement
- (11.5) (h) About interpersonal relationships among family members/relatives
- (6.5) (i) About relationships with neighbors or the community
- (13.6) (j) About work or interpersonal relationships at my workplace
- (7.0) (k) About problems in managing my business or family business
- (0.4) Other ()
- (0.2) I do not know

(M.T.=306.1)

(For all respondents)

Q6 [Response Sheet 7] In your everyday life, do you have time to rest and do the things that you like to do, or do you have no time because you are too busy with work, housework, or studies? Please select one answer.

(18.9)	(47.7)	(24.5)	(8.8)	(0.1)
(a)	(b)	(c)	(d)	
I have quite a lot of free time	I have some free time	I do not really have free time	I do not have any free time	I do not know

Q7 [Response Sheet 8] Compared to the general public, what do you think is the standard of living for your household? Please select one answer.

(1.3)	(12.9)	(56.3)	(22.9)	(5.2)	(1.4)
(a)	(b)	(c)	(d)	(e)	
High	Upper middle	Middle	Lower middle	Low	I do not know

The following questions relate to your (your household's) future lifestyle.

Q8 [Response Sheet 9] How do you think the lifestyle of your household will change in the future? Please select one answer.

(9.7)	(62.7)	(25.8)	(1.8)
(a)	(b)	(c)	
Improve	Remain the same	Decline	I do not know

Q9 [Response Sheet 10] Which aspects of your life would you like to put particular effort into from now on? Please select all applicable answers. (M.A.)

(29.7)	(a) Food	(33.4)	(g) Income/Revenue
(6.1)	(b) Clothing	(32.8)	(h) Assets/Savings
(8.9)	(c) Durable consumer goods such as automobiles, electrical appliances, furniture, etc.	(1.9)	Other ()
		(7.4)	None
(26.1)	(d) Housing	(1.5)	I do not know
(37.3)	(e) Leisure		
(24.4)	(f) Self-development and improvement		

(M.T.=209.5)

Q10 [Response Sheet 11] With regard to material and spiritual wealth in your future lifestyle, which of the following two attitudes is closer to yours?

- (62.0)(a) Since I have attained a degree of material wealth, I would like to focus on spiritual wealth and a relaxed lifestyle from now on.
- (31.9)(b) I would still like to continue placing the focus on attaining material wealth in my life.
- (5.5) Neither
- (0.6) I do not know

Q11 [Response Sheet 12] Regarding your future lifestyle, would you like to put effort into preparing for your future, such as through savings and investments, or would you like to put effort into enriching your everyday life and enjoying it?

- (34.3)(a) Prepare for my future, such as through savings and investments
 - (58.5)(b) Enrich my everyday life and enjoy it
 - (6.3) Neither
 - (1.0) I do not know
-

Q12 [Response Sheet 13] Generally, with whom do you think it is good to spend your old age with, and how?
Please select one answer that is closest to your attitude.

- (11.9)(a) Live with my son (and his spouse)
 - (7.8) (b) Live close to my son (and his spouse)
 - (5.8) (c) Live with my daughter (and her spouse)
 - (7.2) (d) Live close to my daughter (and her spouse)
 - (6.0) (e) Live with any of my children (and his/her spouse)
 - (18.3)(f) Live close to any of my children (and his/her spouse)
 - (36.3)(g) Live separately from my children
 - (6.6) I do not know
-

The following questions relate to your own way of life and way of thinking.

Q13 [Response Sheet 14] What does “home” mean to you? Please select all applicable answers. (M.A.)

- (65.7)(a) A place for family gatherings
- (27.9)(b) A place for giving birth to and raising children
- (16.5)(c) A place for educating children
- (13.4)(d) A place for taking care of parents
- (27.3)(e) A place for nurturing a couple’s love
- (61.8)(f) A place for resting/healing
- (36.3)(g) A place for the mutual growth of parents and children
- (50.0)(h) A place for strengthening family ties
- (0.1) Other ()
- (1.6) I do not know

(M.T.=300.6)

Q14 [Response Sheet 15] What are your objectives for working?

Please select one answer that is closest to your attitude.

- (53.7)(a) I work to earn money
- (14.0)(b) I work to fulfill my responsibility as a member of society
- (7.8) (c) I work to demonstrate my talents and capabilities
- (19.8)(d) I work to find my purpose in life
- (4.7) I do not know

Q15 [Response Sheet 16] There are various types of jobs in the world. What kind of job is ideal for you?

Please select all applicable answers. (M.A.)

- (60.5)(a) A job that provides stable income
- (26.5)(b) A job that I do not have to worry about losing
- (40.2)(c) A job that allows me to apply my specialized knowledge and capabilities
- (27.3)(d) A job where I can be serve and be useful to society
- (17.1)(e) A job that commands a high income
- (60.3)(f) A job that I enjoy working
- (31.9)(g) A job where I do not have to worry about damaging my health
- (0.3) Other ()
- (2.2) I do not know

(M.T.=266.2)

Q16 [Response Sheet 17] With regard to your income and free time, would you like to increase the amount of free time you have, or would you like to increase your income?

- (37.1)(a) Increase the amount of free time
- (47.3)(b) Increase my income
- (14.1) Neither
- (1.5) I do not know

The following relates to your requests to the government

Q17 [Response Sheet 18] Which aspects do you think the government should put more effort into?

Please select all applicable answers. (M.A.)

- | | |
|-------------------------------------------------------------------------------------------------------|----------------------------------------------------------------------------------------|
| (30.9) (a) Diplomacy/International cooperation | (17.9) (q) Dealing with consumer problems |
| (32.7) (b) Defense/Security | (23.8) (r) Disaster prevention |
| (20.7) (c) Administrative reform | (23.5) (s) Public order |
| (12.9) (d) Promotion of decentralization of power | (10.3) (t) Suicide prevention measures |
| (21.7) (e) Promotion of fiscal consolidation | (12.7) (u) Traffic safety measures |
| (38.5) (f) Price measures | (38.0) (v) Measures to counter declining birthrate |
| (56.9) (g) Economic measures | (52.0) (w) Measures to counter aging society |
| (8.6) (h) Deregulation/ Development of new industries | (8.9) (x) Promotion of gender equality |
| (40.8) (i) Dealing with employment/labor issues | (16.0) (y) Measures for SMEs |
| (67.2) (j) Development of social security such as healthcare, pensions, etc. | (12.1) (z) Measures for agriculture, forestry, and fisheries |
| (26.6) (k) Promotion of education/ Development of youth | (21.7) (aa) Revitalization of local communities |
| (11.3) (l) Promotion of culture/sports | (6.9) (ab) Promotion of civic action |
| (10.2) (m) Promotion of science and technology | (27.6) (ac) Resource/Energy measures |
| (26.1) (n) Protection of natural environment/ Conservation of Earth's environment/ Pollution measures | (28.8) (ad) Reconstruction in the aftermath of the Great East Japan Earthquake |
| (17.3) (o) Development of housing/ public facilities/public transport | (30.3) (ae) Dealing with the accident at TEPCO Fukushima Daiichi Nuclear Power Station |
| (32.5) (p) Tax reform | (0.3) Other () |
| | (2.1) None/I do not know |

(M.T.=787.9)

<<Respondent's Profile>>

Finally, please provide us with the following information about yourself, in order to facilitate the statistical analysis of your responses.

F1 [Sex]

(46.5) Male

(53.5) Female

F2 [Age] How old are you?

(Fill in actual age, and circle the applicable age group below.)

--	--

 years old

(3.6) 20 - 24

(8.8) 55 - 59

(4.2) 25 - 29

(11.0) 60 - 64

(5.5) 30 - 34

(10.9) 65 - 69

(7.3) 35 - 39

(9.8) 70 - 74

(9.3) 40 - 44

(6.7) 75 - 79

(8.8) 45 - 49

(5.5) 80 or above

(8.6) 50 - 54

F3 [Employment status][Response Sheet 19] Which of the following applies to your employment status?

(49.8) (a) Employed (including executive officer)

(10.5) (b) Self-employed (including home-based work)

(2.6) (c) Family worker

(37.2) (d) Unemployed (including homemaker, student) → (To SQ-b on the next page)

SQ-a [Occupation] What is your occupation?

(Write down specific details, and circle the applicable job category below.)

(N=3,669)

--

(4.9) Administrative or Managerial Worker

(17.3) Professional or Technical Worker

(20.6) Clerical Worker

(29.1) Sales, Service, or Security Worker

(3.6) Agriculture, Forestry, or Fishery Worker

(24.5) Production, Transportation, Construction or Related Worker

(For those who responded “d. Unemployed (including homemaker, student)” in F3)

SQ-b [Homemaker, other unemployed] Are you a homemaker?

(N=2,170)

(57.6) Housewife (3.3) Househusband (39.1) Other

(For those who responded “a. Employed (including executive officer)” in F3)

SQ-c [Type of Employment][Response Sheet 20] Which of the following is applicable to you?

(N=2,906)

(3.4) (a) Executive officer
(56.7) (b) Regular staff/employee
(38.8) (c) Non-regular staff/employee
(including contract staff and staff dispatched from worker dispatching agencies)
(1.0) No response

(For all respondents)

F4 [Household][Response Sheet 21] Which of the following categories is applicable to your household?

(9.5) (a) One-person household
(23.5) (b) One-generation household (married couple only)
(51.1) (c) Two-generation household (parents and child/children)
(13.8) (d) Three-generation household (parents, child/children, and grandchild/grandchildren)
(2.1) (e) Other household types
(0.1) No response

F5 [Marital status][Response Sheet 22] Are you married? Please select one answer.

(72.9)	(11.6)	(15.3)	(0.2)
(a)	(b)	(c)	
Married (with spouse)	Married (divorced/widowed)	Unmarried	No response

F6 [With/Without child/children] Do you have any children? Please include grown child/children or child/children who do not live with you.

(77.6) I have a child/children (22.3) I do not have any children (0.1) No response

F7 [Person supporting the household] Are you the person mainly supporting the household, or is it someone else?

(51.4)	(48.6)	(0.0)
<u>Yourself</u>	<u>Other than yourself</u>	No response
└─┬─┘	└─┬─┘	
└─┘ (To F9 on the next page)	└─┘ (To F8 on the next page)	

F8 [Employment status of the person supporting the household]

[Response Sheet 23] Which of the following is applicable to the person mainly supporting the household?

- (57.3) (a) Employed (including executive officer)
- (17.7) (b) Self-employed (including home-based work)
- (24.2) (c) Unemployed → (To F9)
- (0.8) No response

SQ [Occupation of the person supporting the household] What is the occupation of this person?

(Write down specific details, and circle the applicable job category below.)

(N=2,127)

[]

- | | |
|-------------------------------------------|--------------------------------------------------------------------|
| (8.2) Administrative or Managerial Worker | (4.2) Agriculture, Forestry, or Fishery Worker |
| (16.9) Professional or Technical Worker | (29.8) Production, Transportation, Construction, or Related worker |
| (16.7) Clerical worker | (0.8) No response |
| (23.5) Sales, Service, or Security Worker | |

(For all respondents)

F9 [Type of housing]

[Response Sheet 24] Which of the following is applicable to the type of housing that you currently live in?

- (76.6) (a) Owned house (Standalone house)
- (5.1) (b) Owned house (Housing complex such as apartment)
- (3.7) (c) Rented house (Standalone house)
- (12.9) (d) Rented house (Housing complex such as apartment)
- (1.4) (e) Housing for company employees and civil servants
- (0.3) Other ()
- (0.2) I do not know

F10 [Internet usage] [Response Sheet 25] Do you use the Internet on a regular basis, for work or private use, such as web browsing or the sending and receiving of e-mails?

- | | | | | |
|---------------------------|-----------------------|------------------------|------------------------|---------------|
| (47.4) | (13.4) | (3.8) | (35.0) | (0.4) |
| (a) | (b) | (c) | (d) | |
| I use it almost every day | I occasionally use it | I mostly do not use it | I do not use it at all | I do not know |
| ↓ | | | ↓ | |
| | | | (End survey) | |

F11 【Dissemination of information using the Internet】

[Response Sheet 26] This question relates to posting on the Internet. Do you use websites, blogs, online bulletin boards, and/or social networking services (SNS) to add/update information about events related to you or your everyday thoughts and ideas? Please exclude the exchange of information via e-mail.

(N=3,774)

- (8.5) (a) I add/update information almost every day
- (14.9) (b) I add/update information sometimes
- (11.4) (c) I mostly do not add/update information
- (64.8) (d) I do not disseminate any information
- (0.4) I do not know